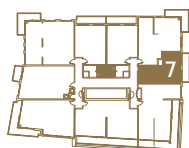
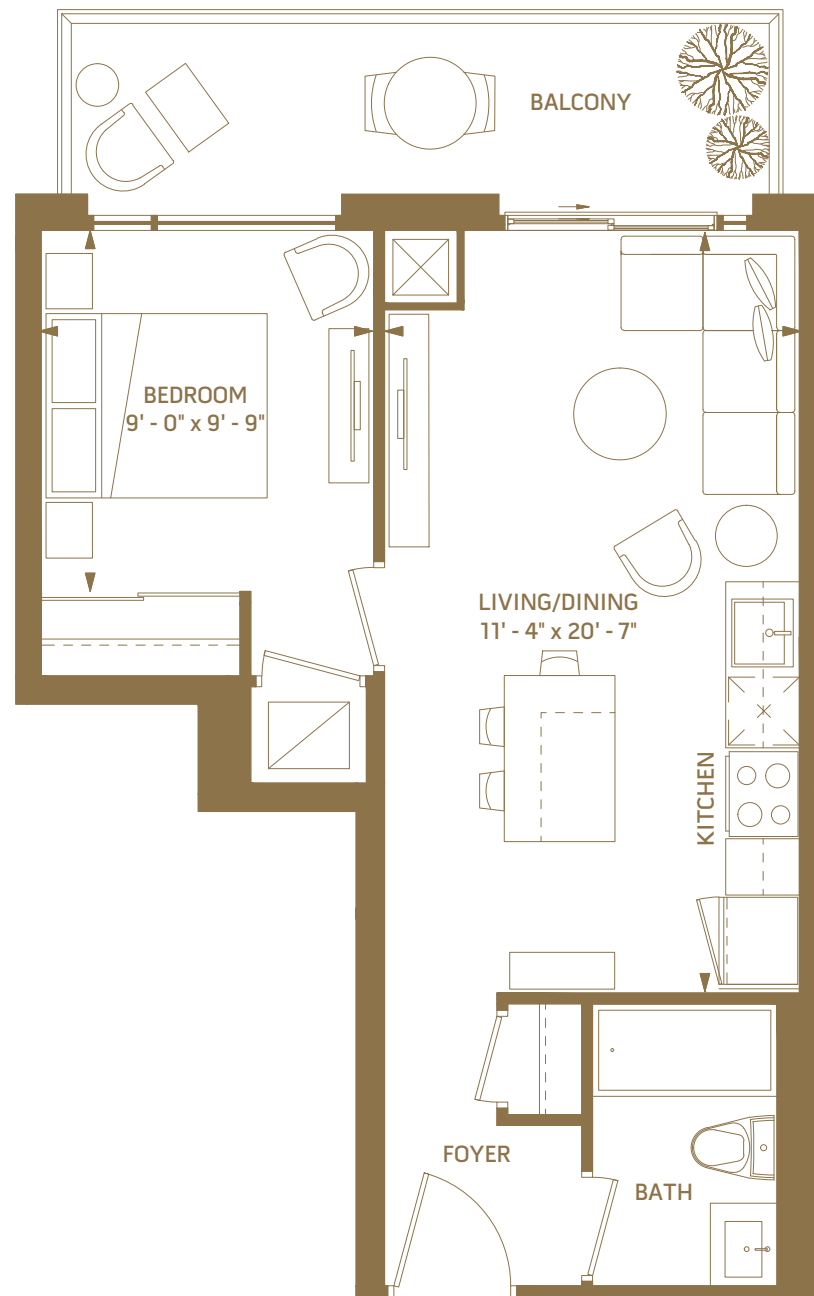




MARKHAM SQUARE

1A

1 BEDROOM – 483 SQ.FT.



18<sup>th</sup>/19<sup>th</sup> floor  
outdoor 106 sq.ft.

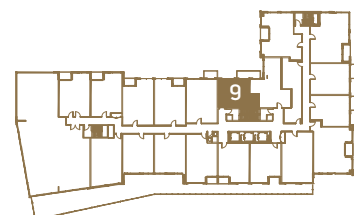
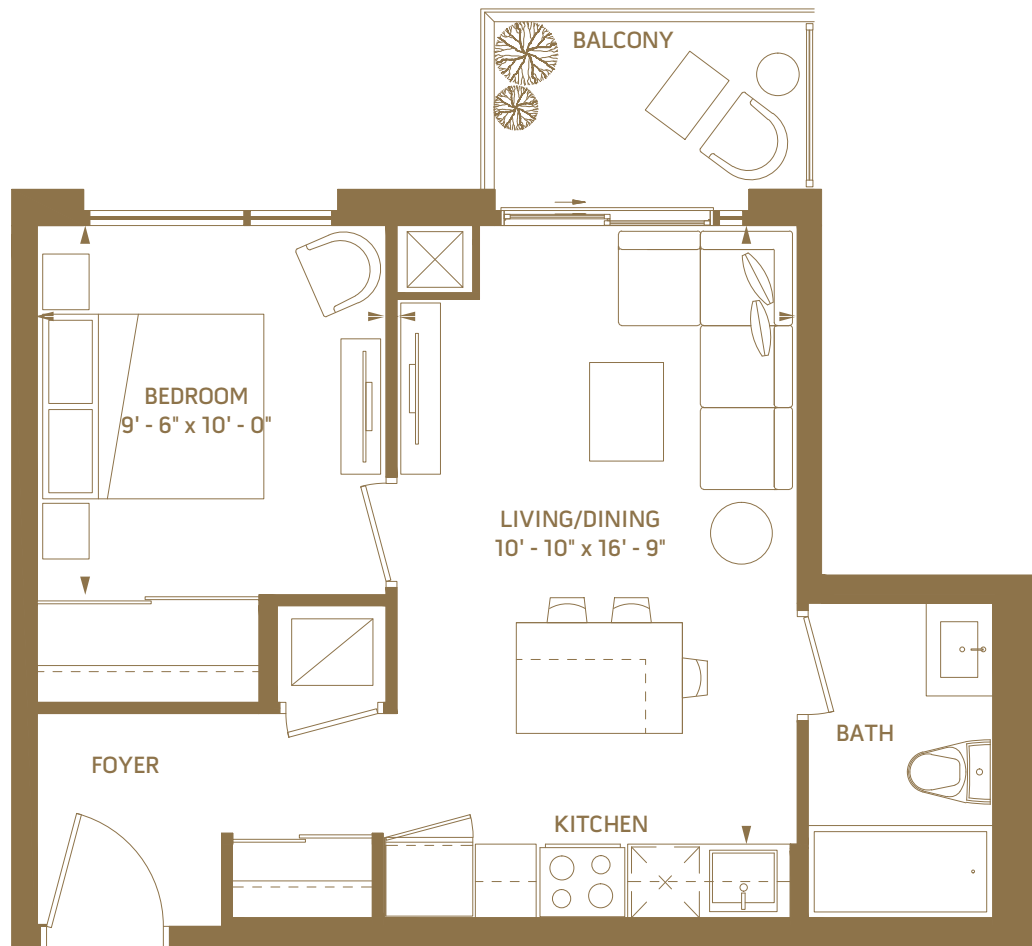
Dimensions, specifications, tile floor pattern and architectural detailing (including window size and location) are approximate and subject to modifications without notice. Orientation of suite may be reversed and purchaser agrees to accept same. Actual usable floor space may vary from the stated floor area. \*Ceiling height measured from top of floor slab to underside of slab above before finishes, and excluding bulkheads and required drop ceilings. E.&O.E.



MARKHAM SQUARE

1B

1 BEDROOM – 491 SQ.FT.



2<sup>nd</sup> floor  
outdoor 47 sq.ft.



3<sup>rd</sup> floor  
outdoor 47 sq.ft.



4<sup>th</sup> floor  
outdoor 47 sq.ft.

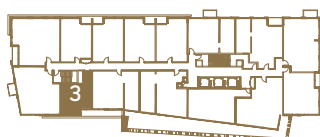
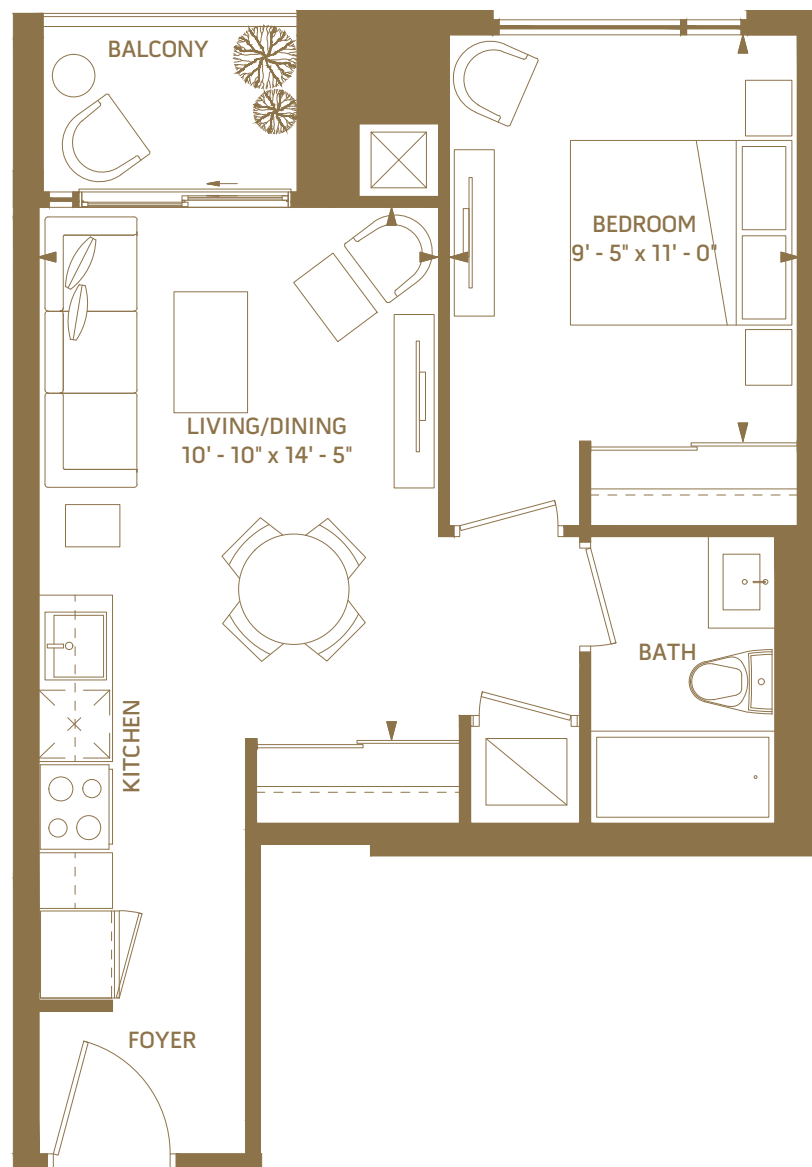
Dimensions, specifications, tile floor pattern and architectural detailing (including window size and location) are approximate and subject to modifications without notice. Orientation of suite may be reversed and purchaser agrees to accept same. Actual usable floor space may vary from the stated floor area. \*Ceiling height measured from top of floor slab to underside of slab above before finishes, and excluding bulkheads and required drop ceilings. E.&O.E.



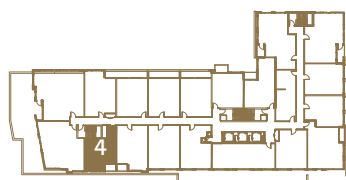
MARKHAM SQUARE

1C

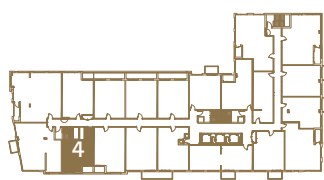
1 BEDROOM – 507 SQ.FT.




8<sup>th</sup> floor  
488 sq.ft. / outdoor 33 sq.ft.



5<sup>th</sup> floor  
507 sq.ft. / outdoor 29 sq.ft.



6<sup>th</sup> floor  
507 sq.ft. / outdoor 29 sq.ft.



7<sup>th</sup> floor  
507 sq.ft. / outdoor 29 sq.ft.



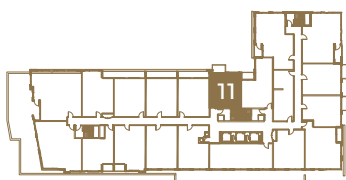
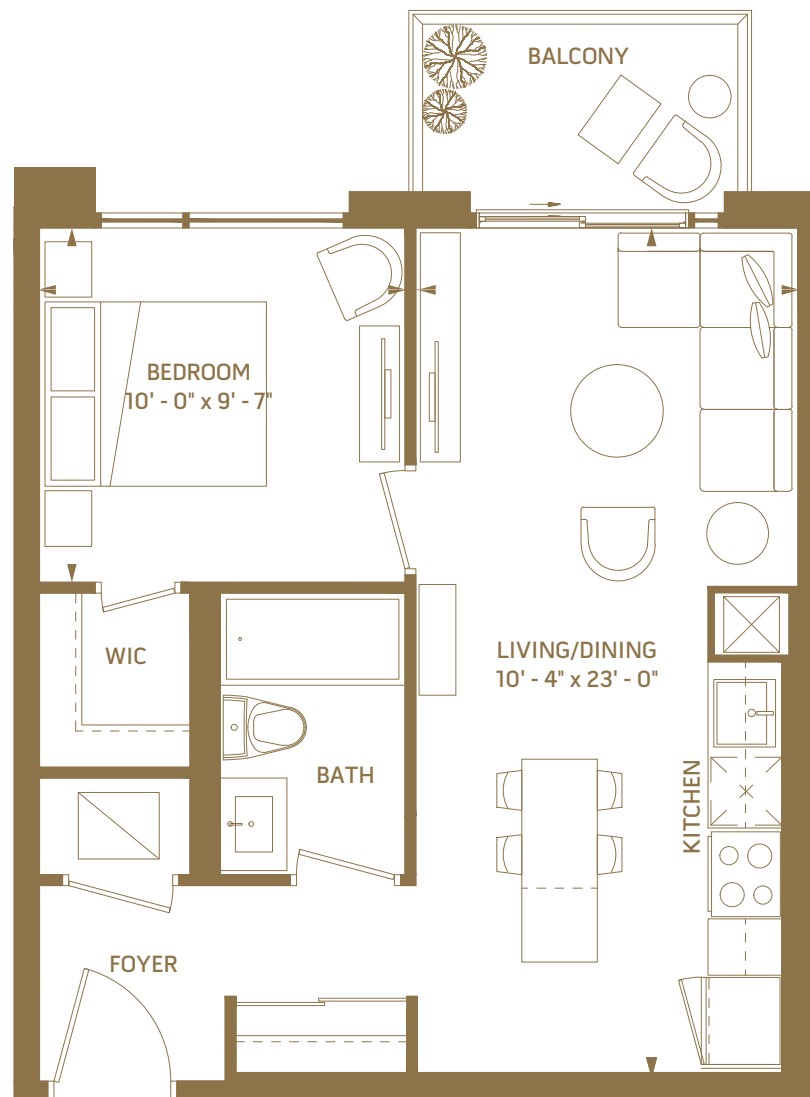
Dimensions, specifications, tile floor pattern and architectural detailing (including window size and location) are approximate and subject to modifications without notice. Orientation of suite may be reversed and purchaser agrees to accept same. Actual usable floor space may vary from the stated floor area. \*Ceiling height measured from top of floor slab to underside of slab above before finishes, and excluding bulkheads and required drop ceilings. E.&O.E.



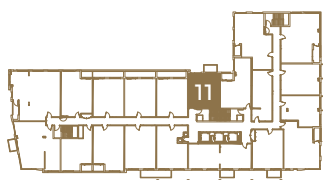
MARKHAM SQUARE

1D

1 BEDROOM – 531 SQ.FT.



5<sup>th</sup> floor  
outdoor 50 sq.ft.



6<sup>th</sup> floor  
outdoor 50 sq.ft.

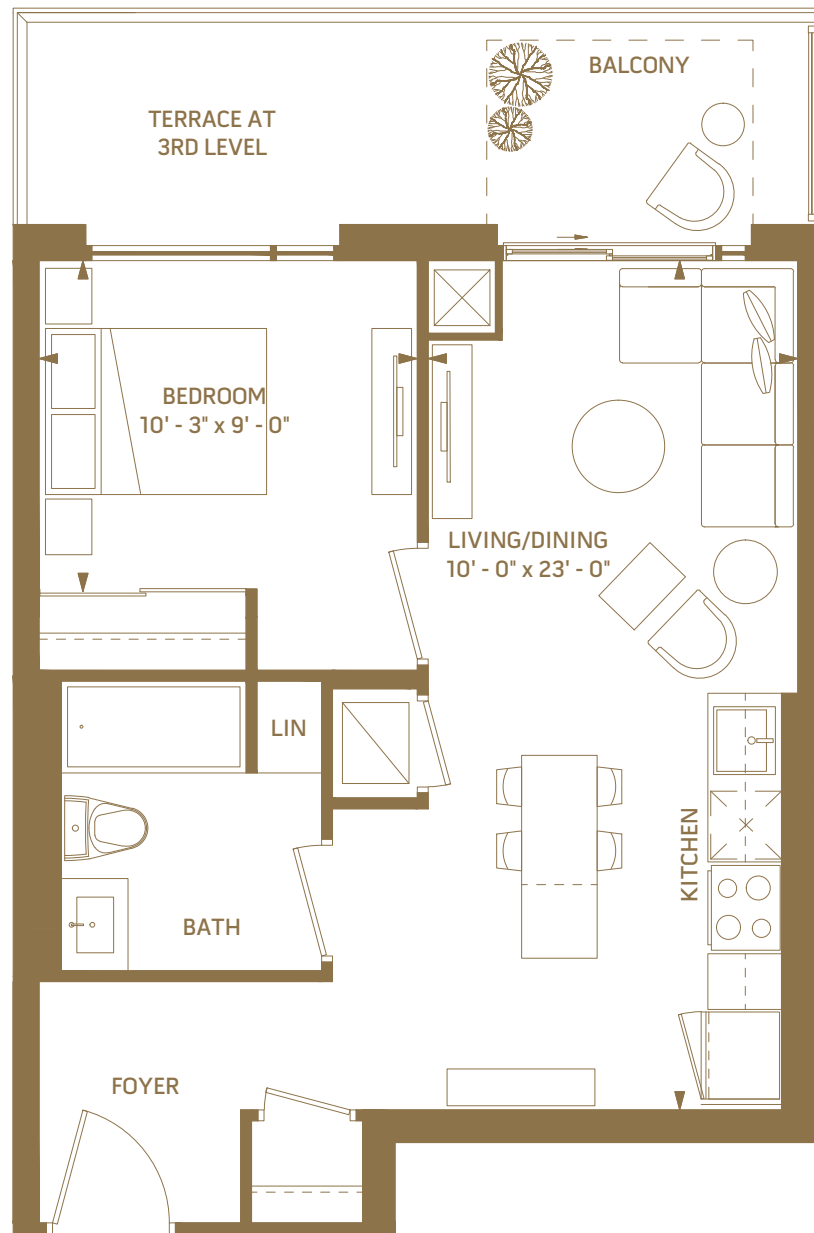
Dimensions, specifications, tile floor pattern and architectural detailing (including window size and location) are approximate and subject to modifications without notice. Orientation of suite may be reversed and purchaser agrees to accept same. Actual usable floor space may vary from the stated floor area. \*Ceiling height measured from top of floor slab to underside of slab above before finishes, and excluding bulkheads and required drop ceilings. E.&O.E.



MARKHAM SQUARE

1E

1 BEDROOM – 549 SQ.FT.



3<sup>rd</sup> floor  
outdoor 129 sq.ft.

4<sup>th</sup> floor  
outdoor 40 sq.ft.

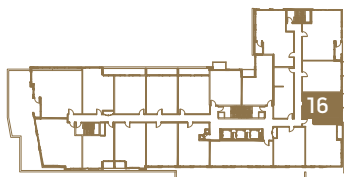
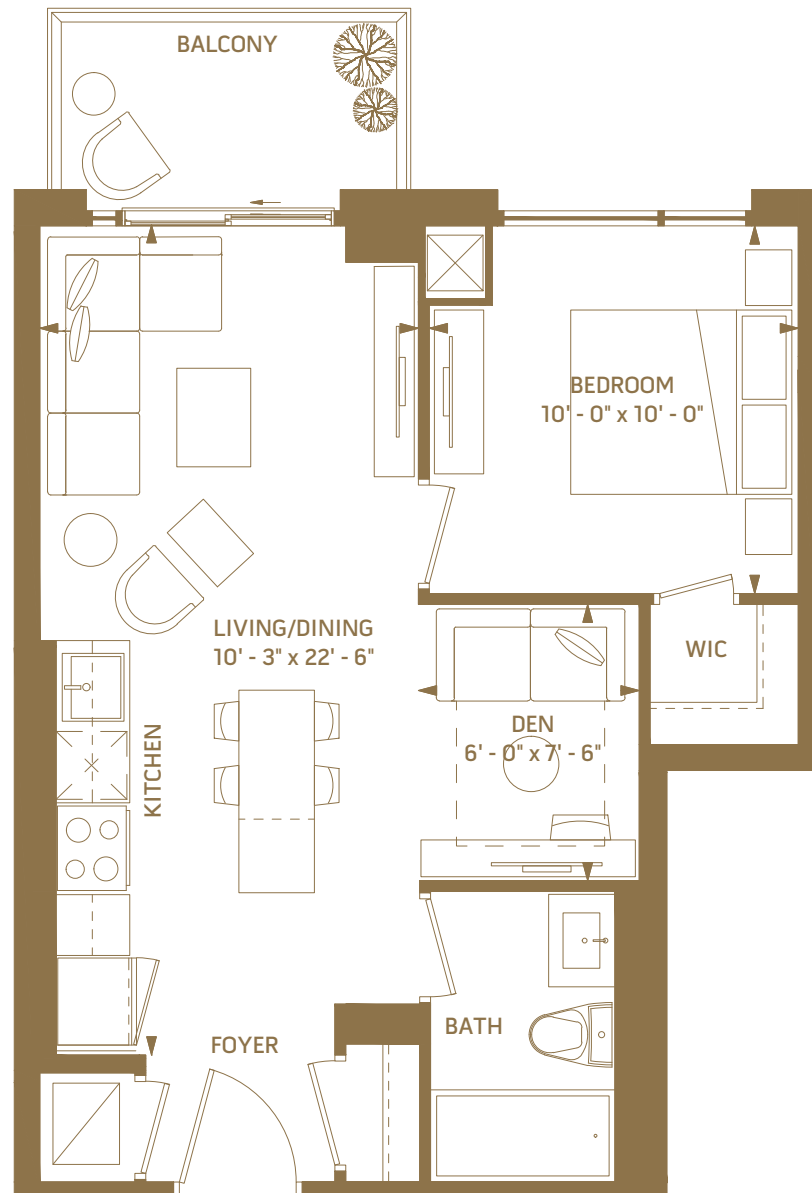
Dimensions, specifications, tile floor pattern and architectural detailing (including window size and location) are approximate and subject to modifications without notice. Orientation of suite may be reversed and purchaser agrees to accept same. Actual usable floor space may vary from the stated floor area. \*Ceiling height measured from top of floor slab to underside of slab above before finishes, and excluding bulkheads and required drop ceilings. E.&O.E.



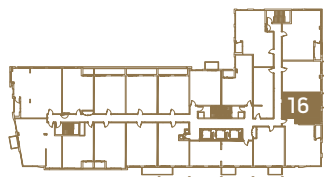
MARKHAM SQUARE

1AA

1 BEDROOM + DEN – 531 SQ.FT.



5<sup>th</sup> floor  
outdoor 50 sq.ft.



6<sup>th</sup> floor  
outdoor 50 sq.ft.

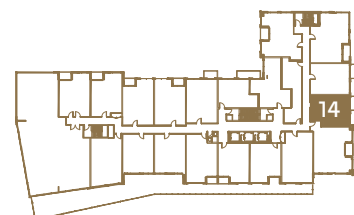
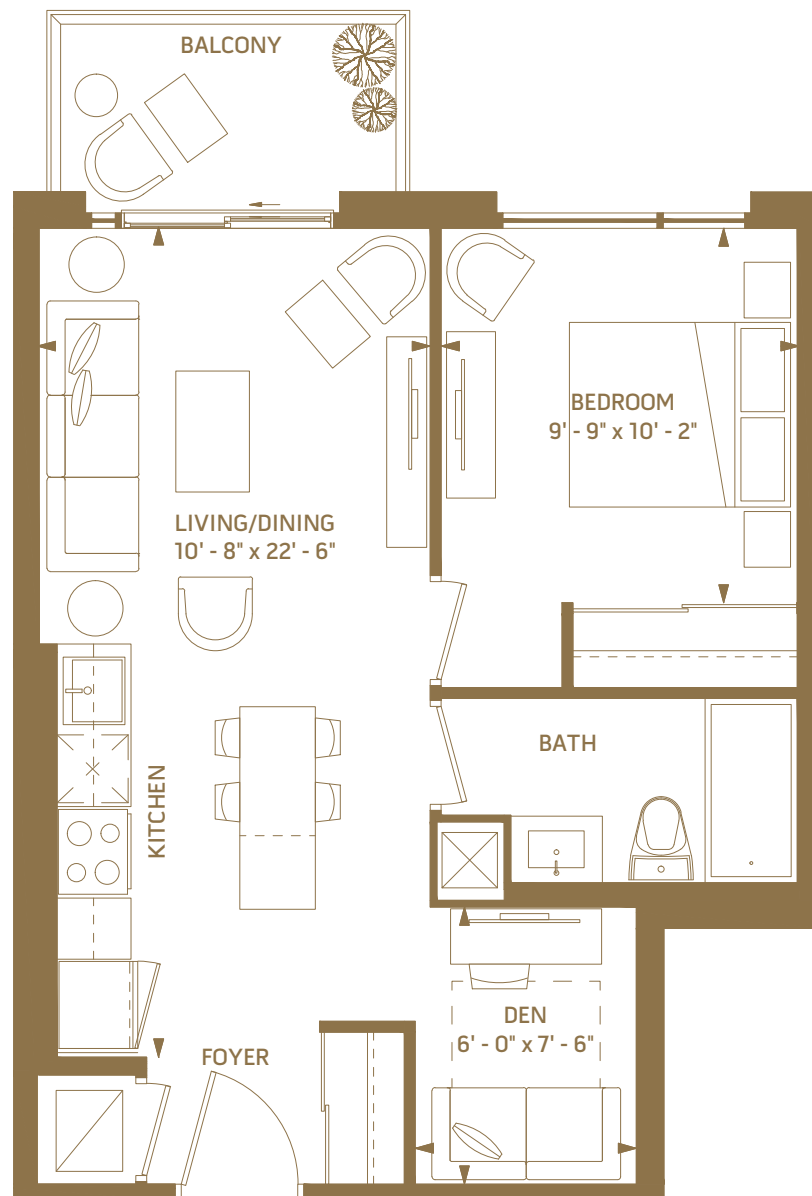
Dimensions, specifications, tile floor pattern and architectural detailing (including window size and location) are approximate and subject to modifications without notice. Orientation of suite may be reversed and purchaser agrees to accept same. Actual usable floor space may vary from the stated floor area. \*Ceiling height measured from top of floor slab to underside of slab above before finishes, and excluding bulkheads and required drop ceilings. E.&O.E.



MARKHAM SQUARE

# 1AB

1 BEDROOM + DEN – 542 SQ.FT.



2<sup>nd</sup> floor  
outdoor 50 sq.ft.



3<sup>rd</sup> floor  
outdoor 50 sq.ft.



4<sup>th</sup> floor  
outdoor 50 sq.ft.

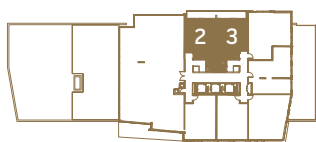
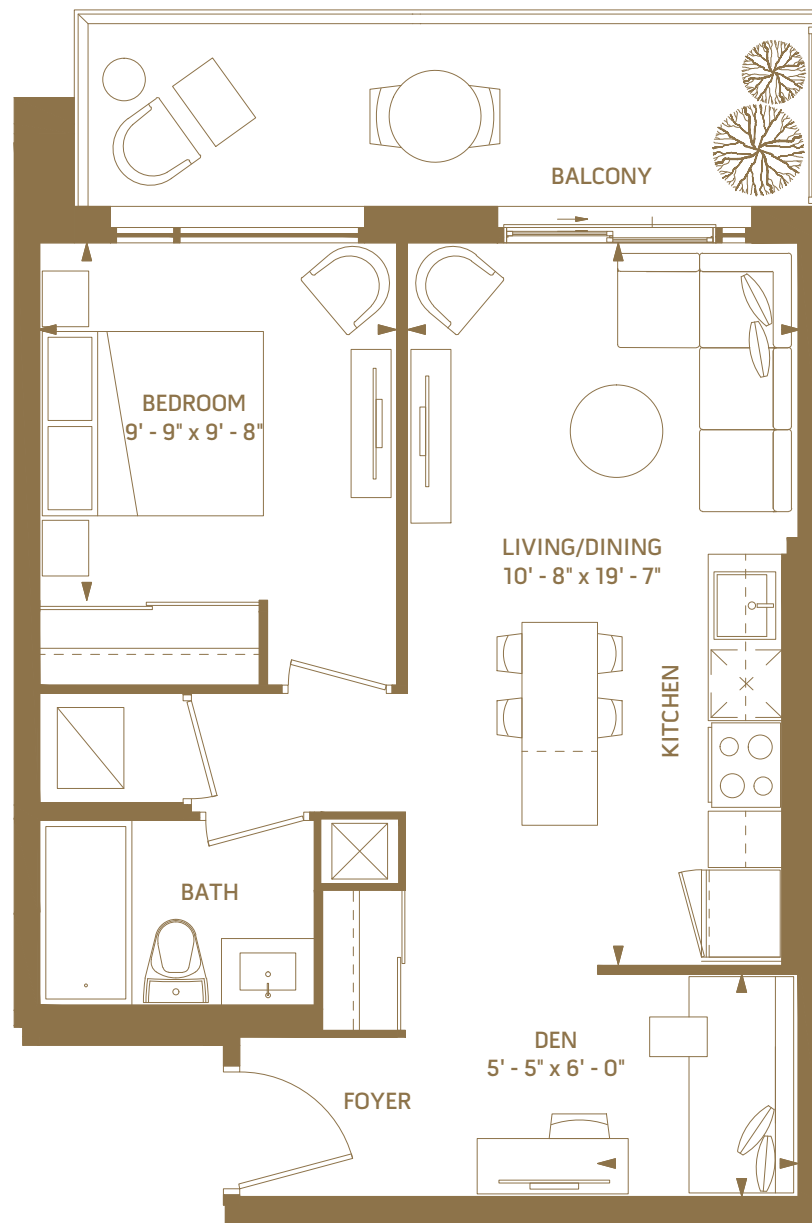
Dimensions, specifications, tile floor pattern and architectural detailing (including window size and location) are approximate and subject to modifications without notice. Orientation of suite may be reversed and purchaser agrees to accept same. Actual usable floor space may vary from the stated floor area. \*Ceiling height measured from top of floor slab to underside of slab above before finishes, and excluding bulkheads and required drop ceilings. E.&O.E.



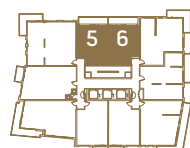
MARKHAM SQUARE

1AC

1 BEDROOM + DEN – 557 SQ.FT.



9<sup>th</sup> floor  
outdoor 115 sq.ft.



10<sup>th</sup> – 17<sup>th</sup>, 20<sup>th</sup> – 29<sup>th</sup> floor  
outdoor 115 sq.ft.



18<sup>th</sup>/19<sup>th</sup> floor  
outdoor 115 sq.ft.



Dimensions, specifications, tile floor pattern and architectural detailing (including window size and location) are approximate and subject to modifications without notice. Orientation of suite may be reversed and purchaser agrees to accept same. Actual usable floor space may vary from the stated floor area. \*Ceiling height measured from top of floor slab to underside of slab above before finishes, and excluding bulkheads and required drop ceilings. E.&O.E.

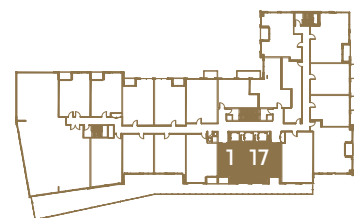
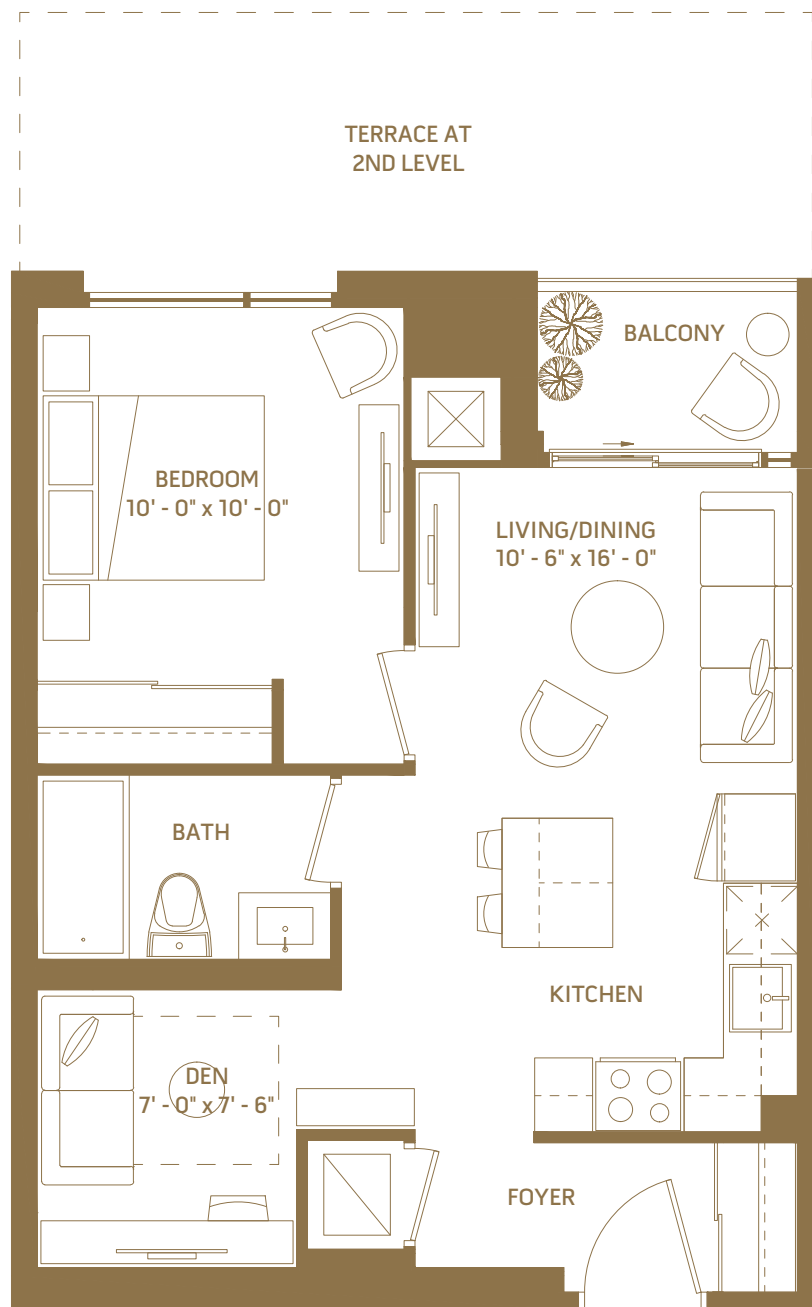




MARKHAM SQUARE

1AD

1 BEDROOM + DEN – 563 SQ.FT.



2<sup>nd</sup> floor  
outdoor 130 sq.ft.



3<sup>rd</sup> floor  
outdoor 34 sq.ft.



4<sup>th</sup> floor  
outdoor 34 sq.ft.

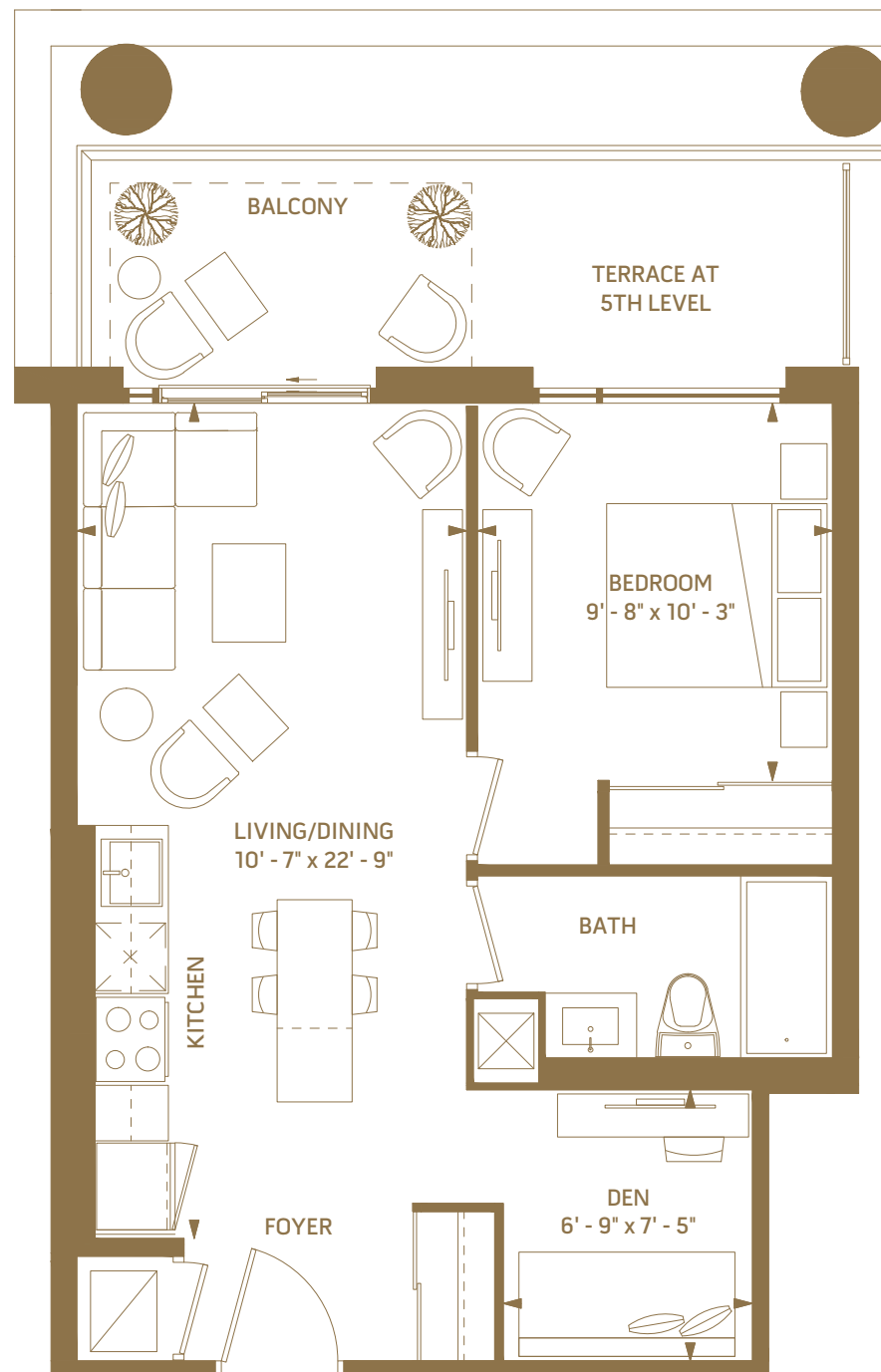
Dimensions, specifications, tile floor pattern and architectural detailing (including window size and location) are approximate and subject to modifications without notice. Orientation of suite may be reversed and purchaser agrees to accept same. Actual usable floor space may vary from the stated floor area. \*Ceiling height measured from top of floor slab to underside of slab above before finishes, and excluding bulkheads and required drop ceilings. E.&O.E.



MARKHAM SQUARE

1AE

1 BEDROOM + DEN – 568 SQ.FT.



5<sup>th</sup> floor  
outdoor 132 sq.ft.

6<sup>th</sup> floor  
outdoor 53 sq.ft.

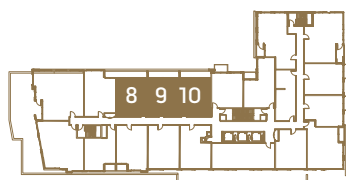
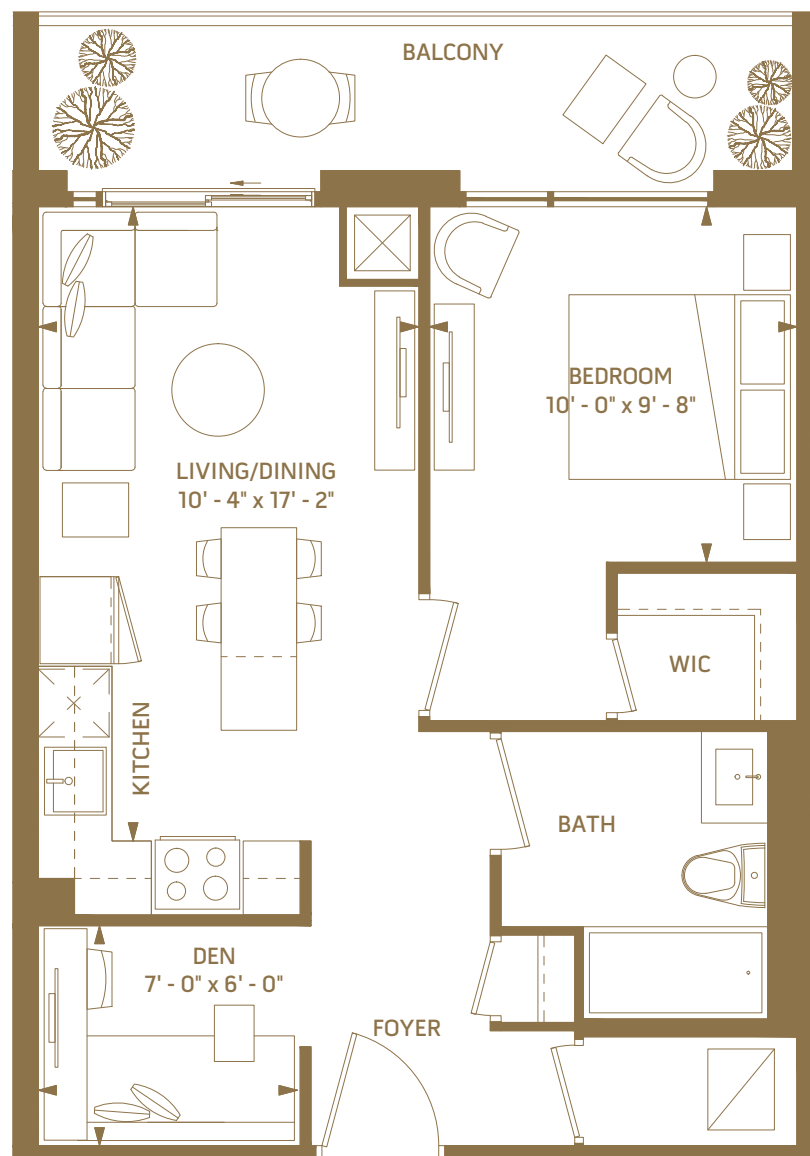
Dimensions, specifications, tile floor pattern and architectural detailing (including window size and location) are approximate and subject to modifications without notice. Orientation of suite may be reversed and purchaser agrees to accept same. Actual usable floor space may vary from the stated floor area. \*Ceiling height measured from top of floor slab to underside of slab above before finishes, and excluding bulkheads and required drop ceilings. E.&O.E.



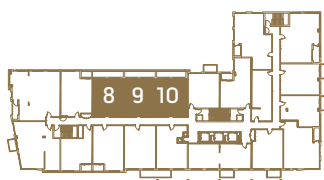
MARKHAM SQUARE

1AF

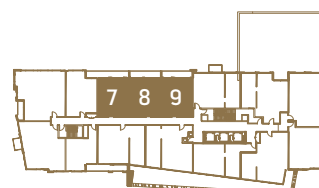
1 BEDROOM + DEN – 571 SQ.FT.



5<sup>th</sup> floor  
outdoor 117 sq.ft.



6<sup>th</sup> floor  
outdoor 117 sq.ft.



7<sup>th</sup> floor  
outdoor 117 sq.ft.

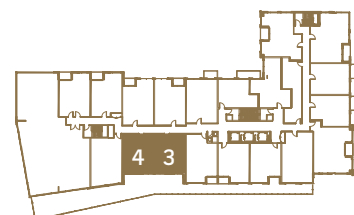
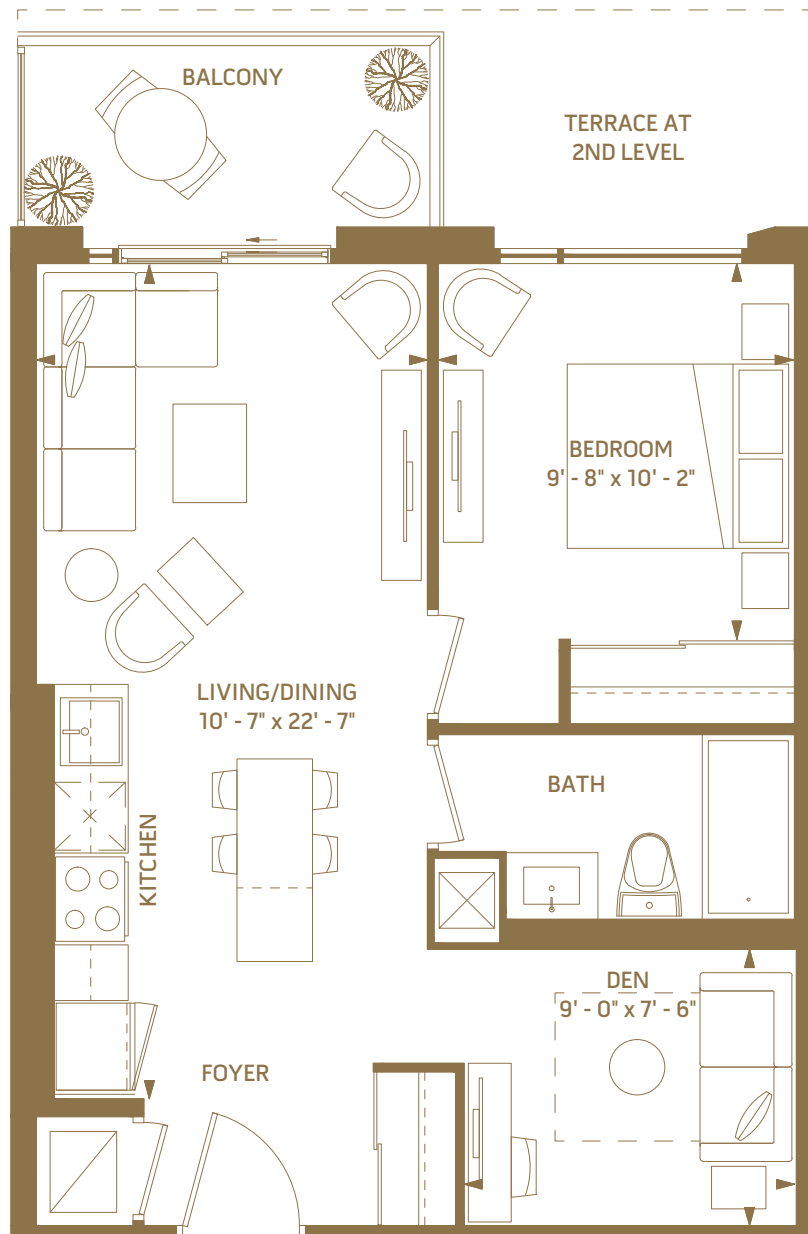
Dimensions, specifications, tile floor pattern and architectural detailing (including window size and location) are approximate and subject to modifications without notice. Orientation of suite may be reversed and purchaser agrees to accept same. Actual usable floor space may vary from the stated floor area. \*Ceiling height measured from top of floor slab to underside of slab above before finishes, and excluding bulkheads and required drop ceilings. E.&O.E.



MARKHAM SQUARE

1AG

1 BEDROOM + DEN – 579 SQ.FT.



2<sup>nd</sup> floor  
outdoor 130 sq.ft.



3<sup>rd</sup> floor  
outdoor 60 sq.ft.



4<sup>th</sup> floor  
outdoor 60 sq.ft.

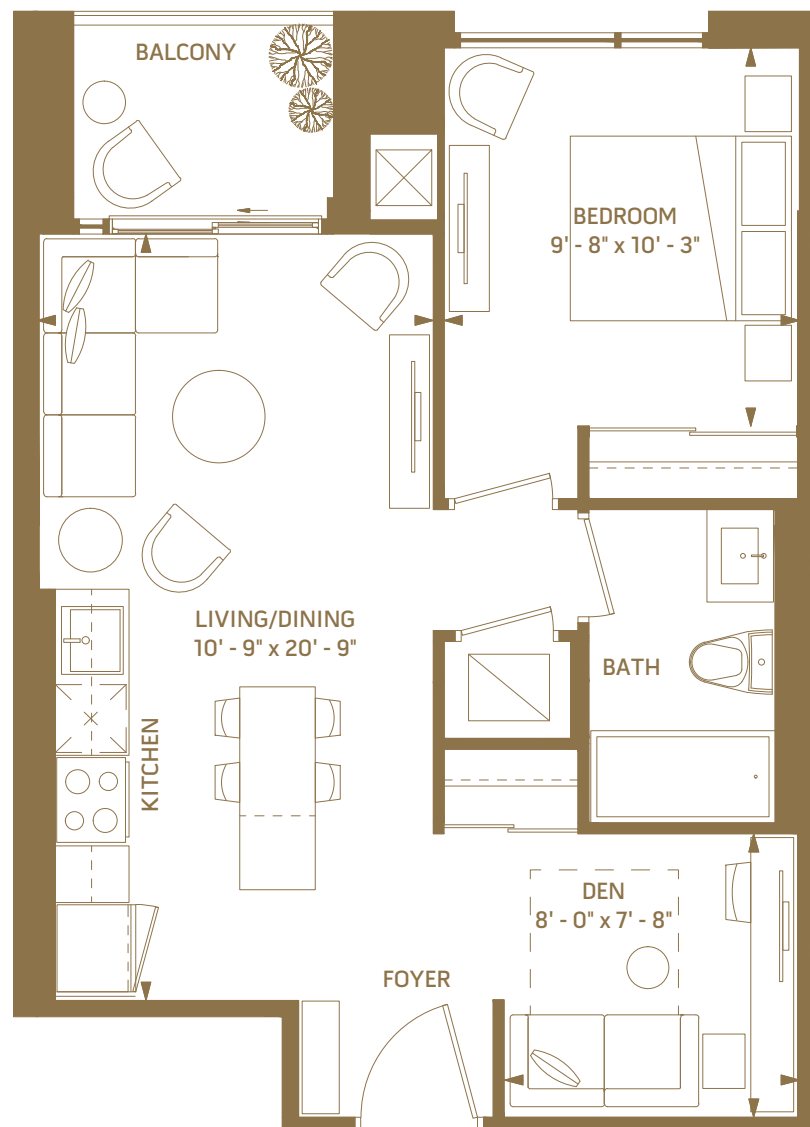
Dimensions, specifications, tile floor pattern and architectural detailing (including window size and location) are approximate and subject to modifications without notice. Orientation of suite may be reversed and purchaser agrees to accept same. Actual usable floor space may vary from the stated floor area. \*Ceiling height measured from top of floor slab to underside of slab above before finishes, and excluding bulkheads and required drop ceilings. E.&O.E.



MARKHAM SQUARE

1AH

1 BEDROOM + DEN – 583 SQ.FT.



3<sup>rd</sup> floor  
outdoor 40 sq.ft.

4<sup>th</sup> floor  
outdoor 40 sq.ft.

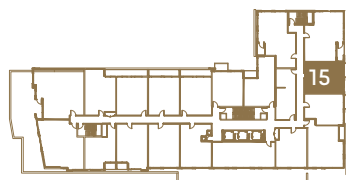
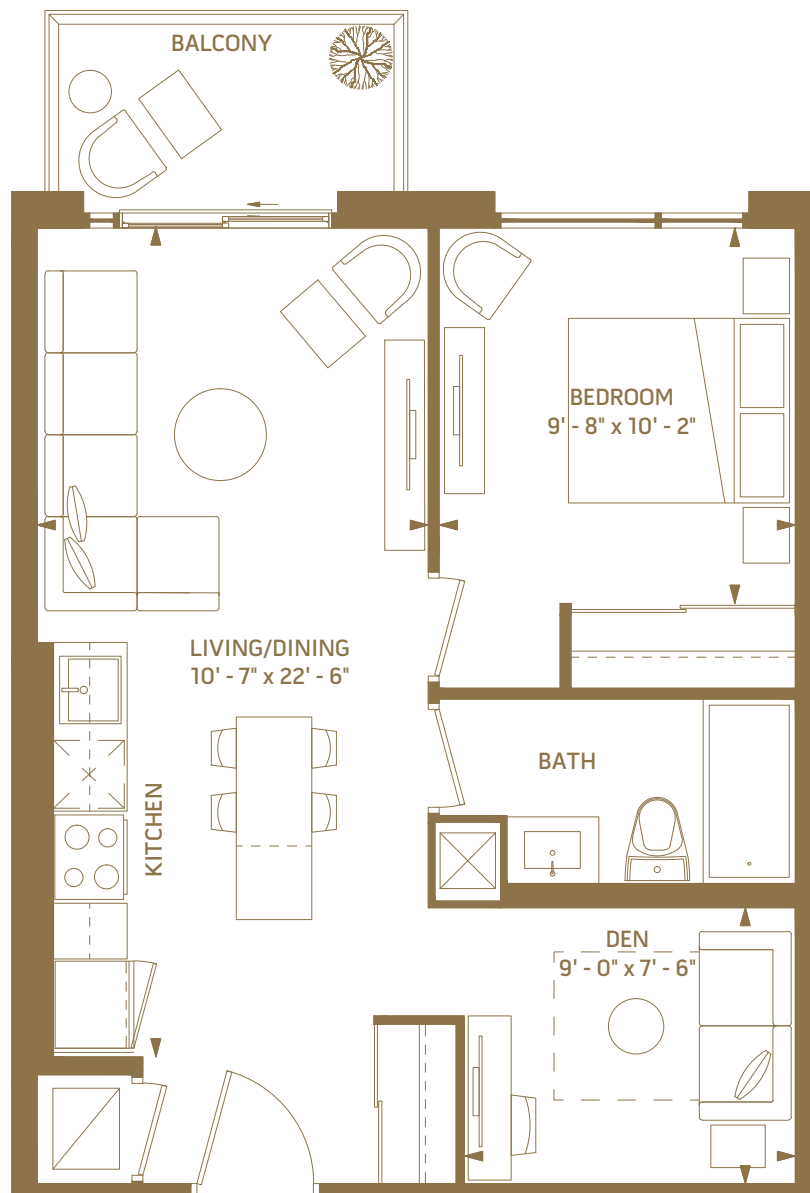
Dimensions, specifications, tile floor pattern and architectural detailing (including window size and location) are approximate and subject to modifications without notice. Orientation of suite may be reversed and purchaser agrees to accept same. Actual usable floor space may vary from the stated floor area. \*Ceiling height measured from top of floor slab to underside of slab above before finishes, and excluding bulkheads and required drop ceilings. E.&O.E.



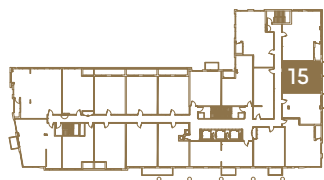
MARKHAM SQUARE

1AI

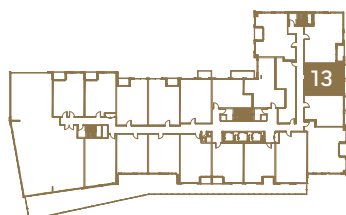
1 BEDROOM + DEN – 586 SQ.FT.



5<sup>th</sup> floor  
outdoor 52 sq.ft.



6<sup>th</sup> floor  
outdoor 52 sq.ft.



2<sup>nd</sup> floor  
outdoor 52 sq.ft.



3<sup>rd</sup> floor  
outdoor 52 sq.ft.



4<sup>th</sup> floor  
outdoor 52 sq.ft.



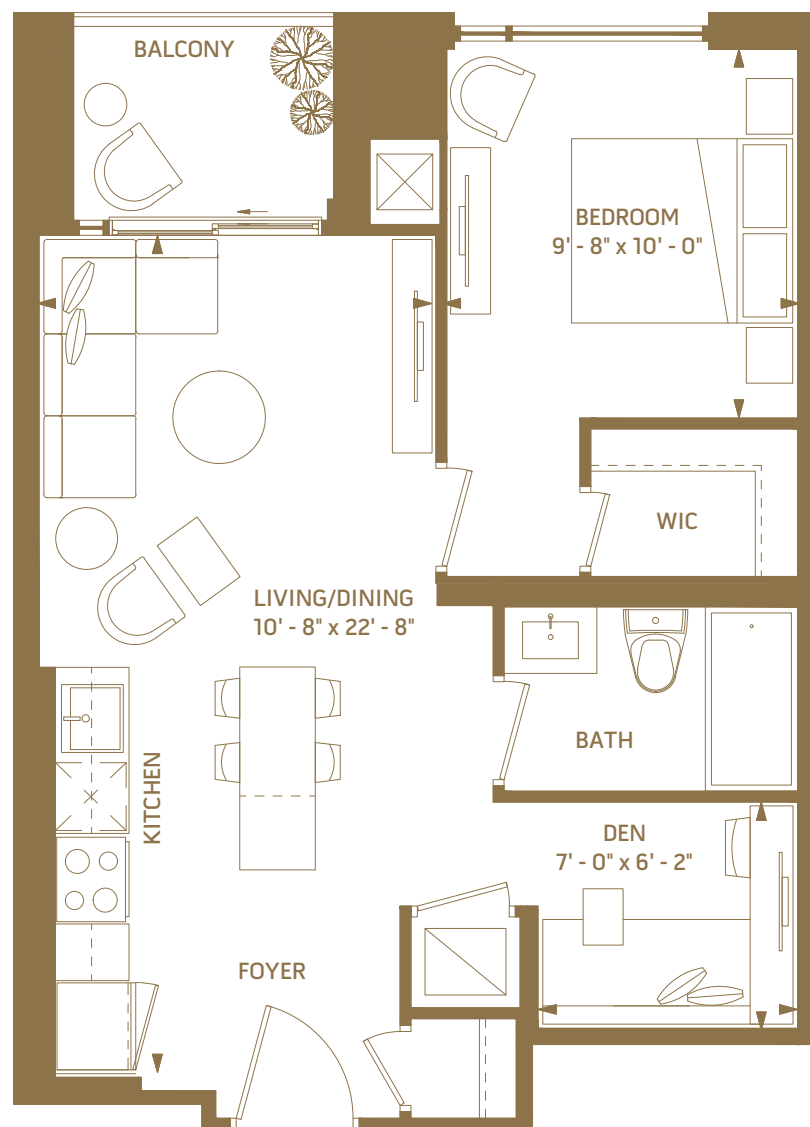
Dimensions, specifications, tile floor pattern and architectural detailing (including window size and location) are approximate and subject to modifications without notice. Orientation of suite may be reversed and purchaser agrees to accept same. Actual usable floor space may vary from the stated floor area. \*Ceiling height measured from top of floor slab to underside of slab above before finishes, and excluding bulkheads and required drop ceilings. E.&O.E.



MARKHAM SQUARE

1AJ

1 BEDROOM + DEN – 589 SQ.FT.



3<sup>rd</sup> floor  
outdoor 40 sq.ft.

4<sup>th</sup> floor  
outdoor 40 sq.ft.

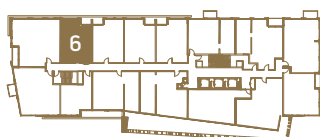
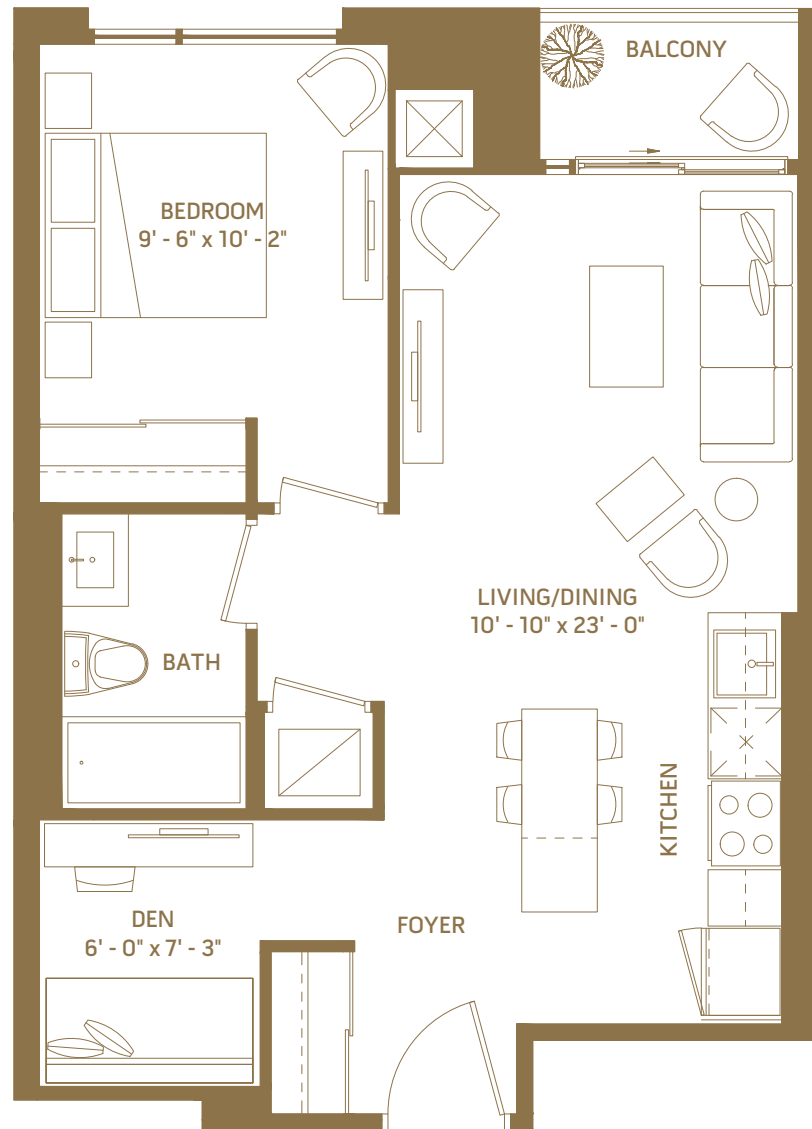
Dimensions, specifications, tile floor pattern and architectural detailing (including window size and location) are approximate and subject to modifications without notice. Orientation of suite may be reversed and purchaser agrees to accept same. Actual usable floor space may vary from the stated floor area. \*Ceiling height measured from top of floor slab to underside of slab above before finishes, and excluding bulkheads and required drop ceilings. E.&O.E.



MARKHAM SQUARE

1AK

1 BEDROOM + DEN – 592 SQ.FT.



8<sup>th</sup> floor  
outdoor 22 sq.ft.

Dimensions, specifications, tile floor pattern and architectural detailing (including window size and location) are approximate and subject to modifications without notice. Orientation of suite may be reversed and purchaser agrees to accept same. Actual usable floor space may vary from the stated floor area. \*Ceiling height measured from top of floor slab to underside of slab above before finishes, and excluding bulkheads and required drop ceilings. E.&O.E.

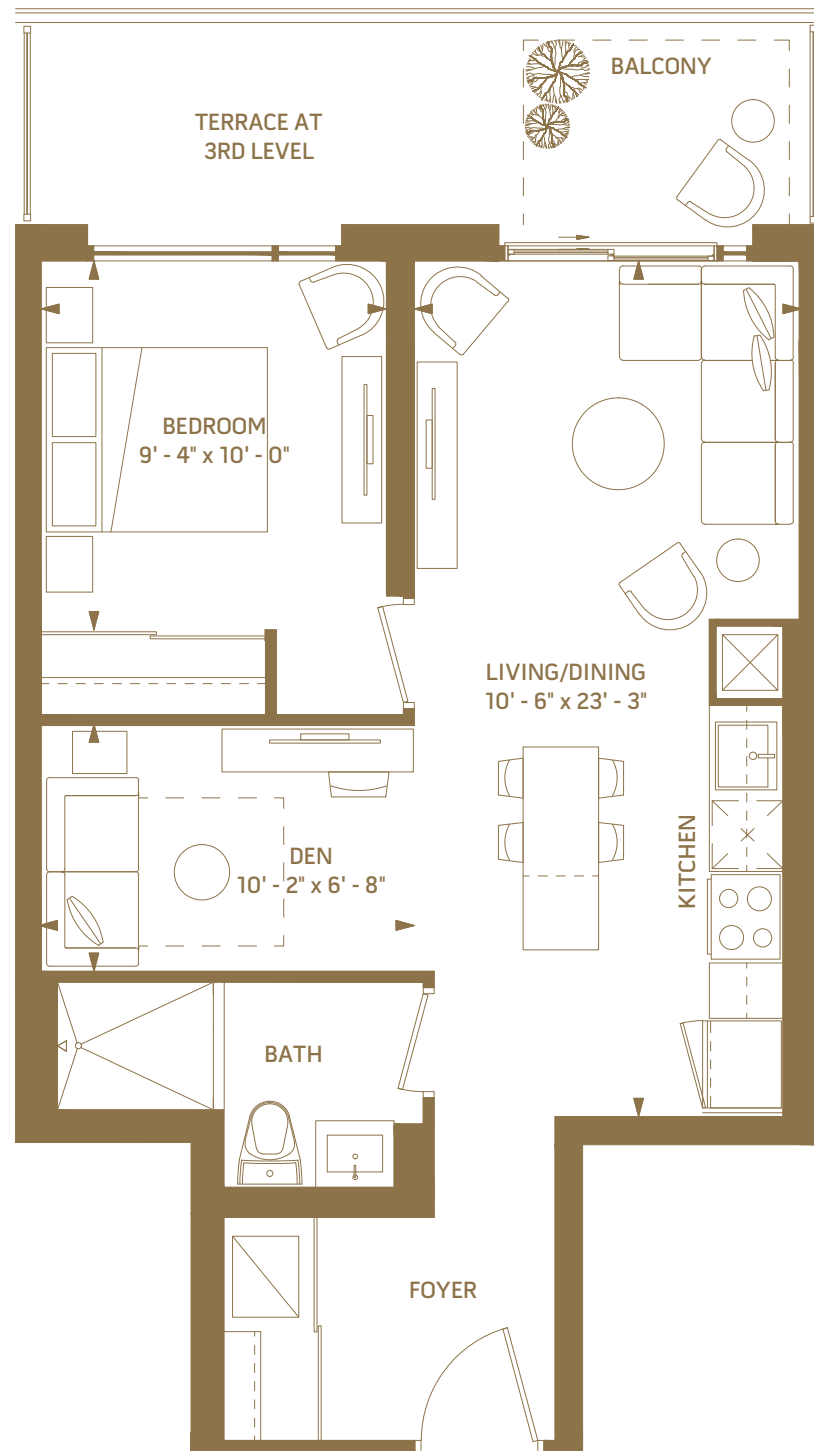




MARKHAM SQUARE

1AL

1 BEDROOM + DEN – 608 SQ.FT.



3<sup>rd</sup> floor  
outdoor 120 sq.ft.



4<sup>th</sup> floor  
outdoor 40 sq.ft.

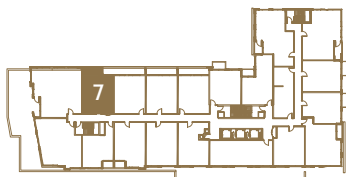
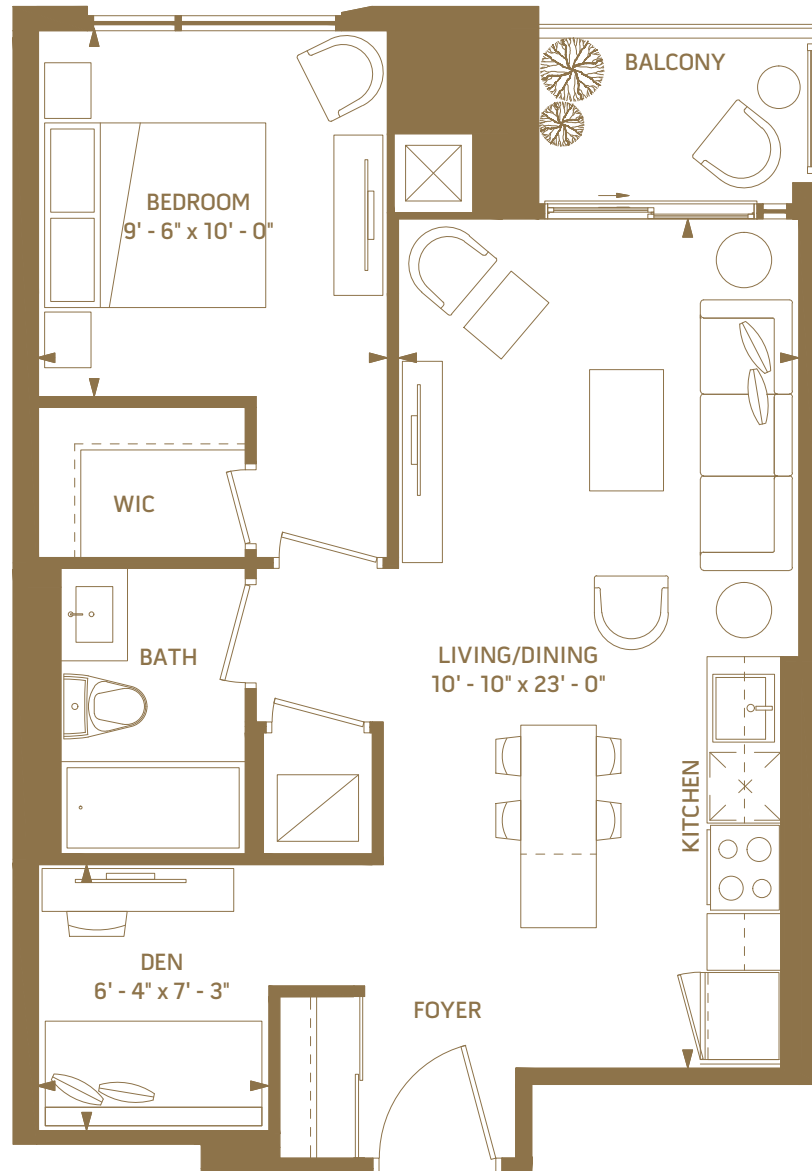
Dimensions, specifications, tile floor pattern and architectural detailing (including window size and location) are approximate and subject to modifications without notice. Orientation of suite may be reversed and purchaser agrees to accept same. Actual usable floor space may vary from the stated floor area. \*Ceiling height measured from top of floor slab to underside of slab above before finishes, and excluding bulkheads and required drop ceilings. E.&O.E.



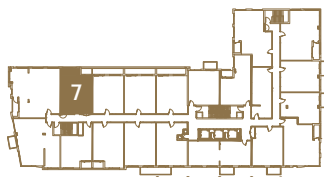
MARKHAM SQUARE

1AM


1 BEDROOM + DEN – 612 SQ.FT.



5<sup>th</sup> floor  
outdoor 35 sq.ft.



6<sup>th</sup> floor  
outdoor 35 sq.ft.



7<sup>th</sup> floor  
outdoor 35 sq.ft.

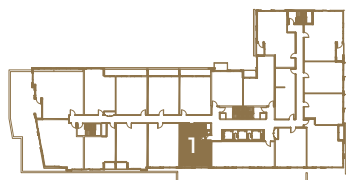
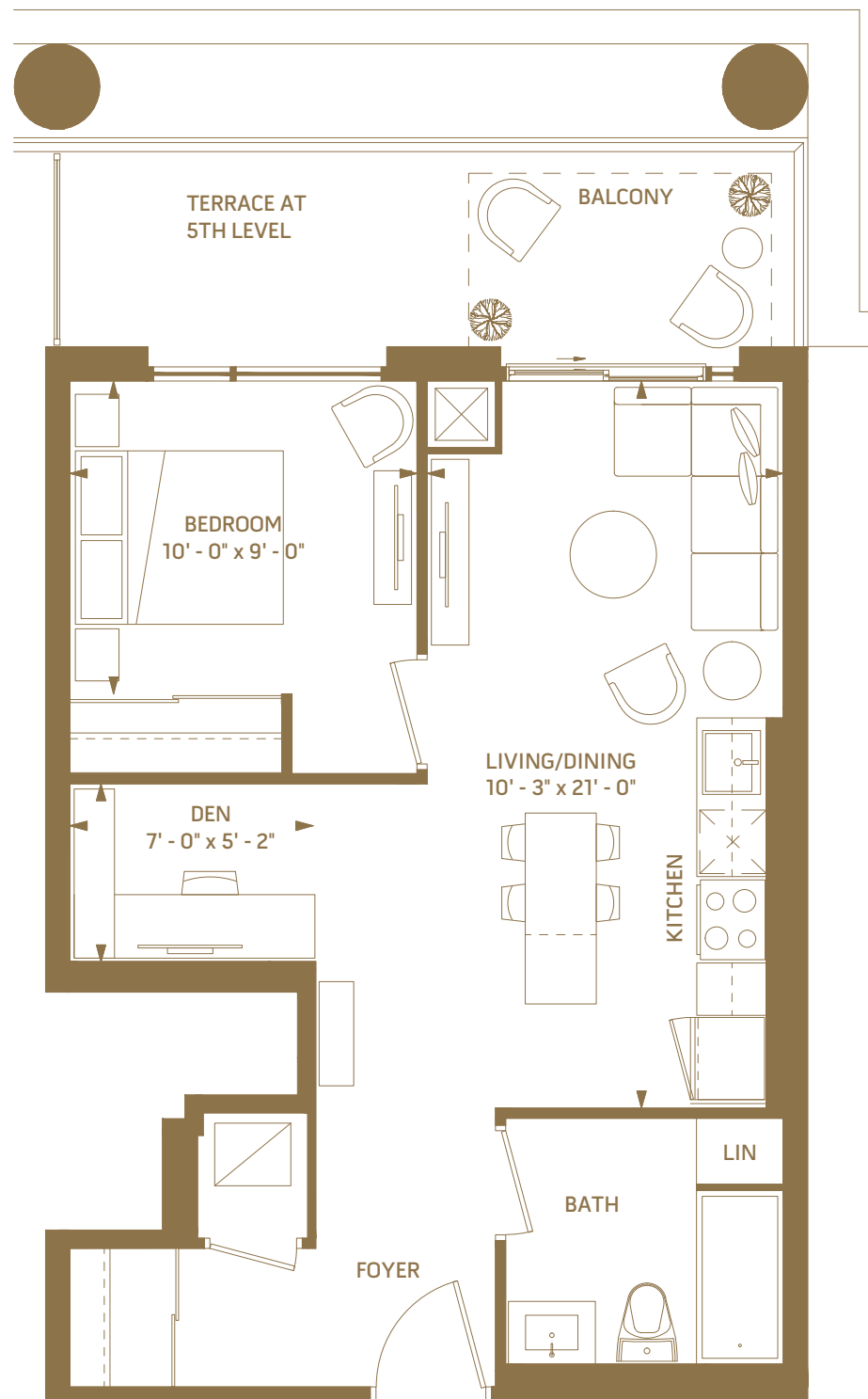
Dimensions, specifications, tile floor pattern and architectural detailing (including window size and location) are approximate and subject to modifications without notice. Orientation of suite may be reversed and purchaser agrees to accept same. Actual usable floor space may vary from the stated floor area. \*Ceiling height measured from top of floor slab to underside of slab above before finishes, and excluding bulkheads and required drop ceilings. E.&O.E.



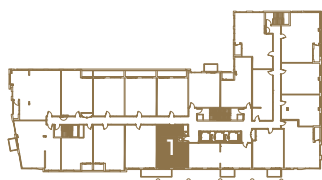
MARKHAM SQUARE

1AN

1 BEDROOM + DEN – 614 SQ.FT.



5<sup>th</sup> floor  
outdoor 138 sq.ft.



6<sup>th</sup> floor  
outdoor 48 sq.ft.

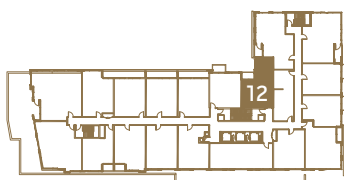
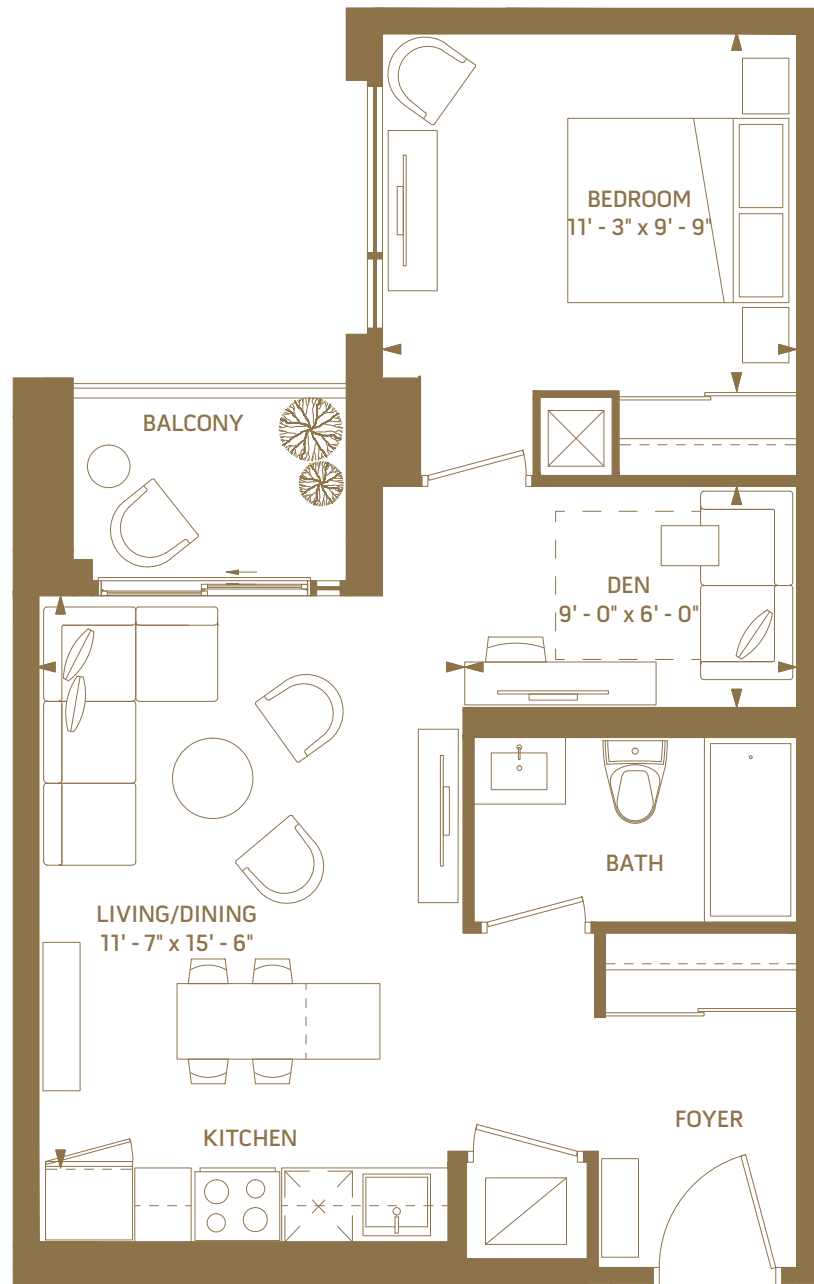
Dimensions, specifications, tile floor pattern and architectural detailing (including window size and location) are approximate and subject to modifications without notice. Orientation of suite may be reversed and purchaser agrees to accept same. Actual usable floor space may vary from the stated floor area. \*Ceiling height measured from top of floor slab to underside of slab above before finishes, and excluding bulkheads and required drop ceilings. E.&O.E.



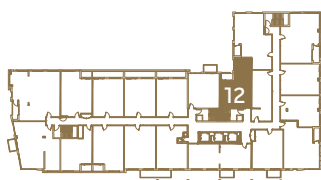
MARKHAM SQUARE

1A0

1 BEDROOM + DEN – 615 SQ.FT.



5<sup>th</sup> floor  
outdoor 40 sq.ft.



6<sup>th</sup> floor  
outdoor 40 sq.ft.

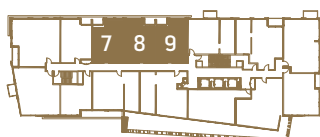
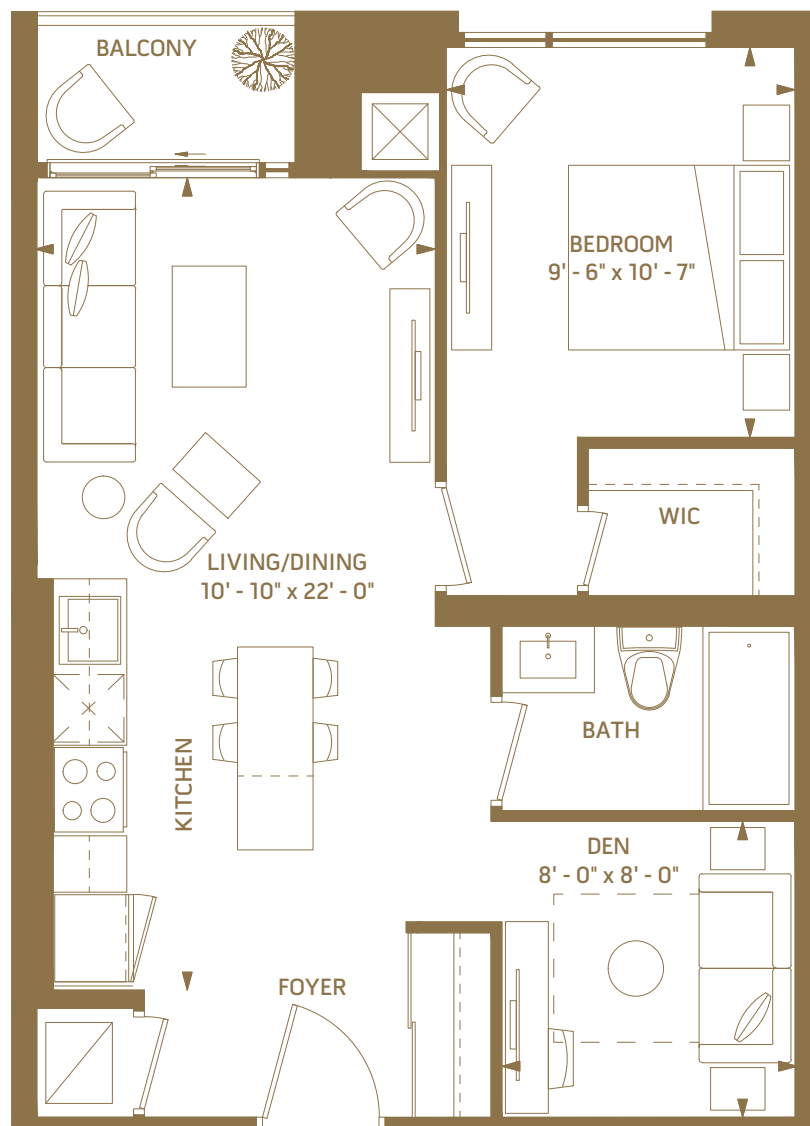
Dimensions, specifications, tile floor pattern and architectural detailing (including window size and location) are approximate and subject to modifications without notice. Orientation of suite may be reversed and purchaser agrees to accept same. Actual usable floor space may vary from the stated floor area. \*Ceiling height measured from top of floor slab to underside of slab above before finishes, and excluding bulkheads and required drop ceilings. E.&O.E.



MARKHAM SQUARE

1AP

1 BEDROOM + DEN – 618 SQ.FT.



8<sup>th</sup> floor  
outdoor 22 sq.ft.

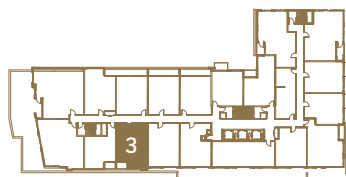
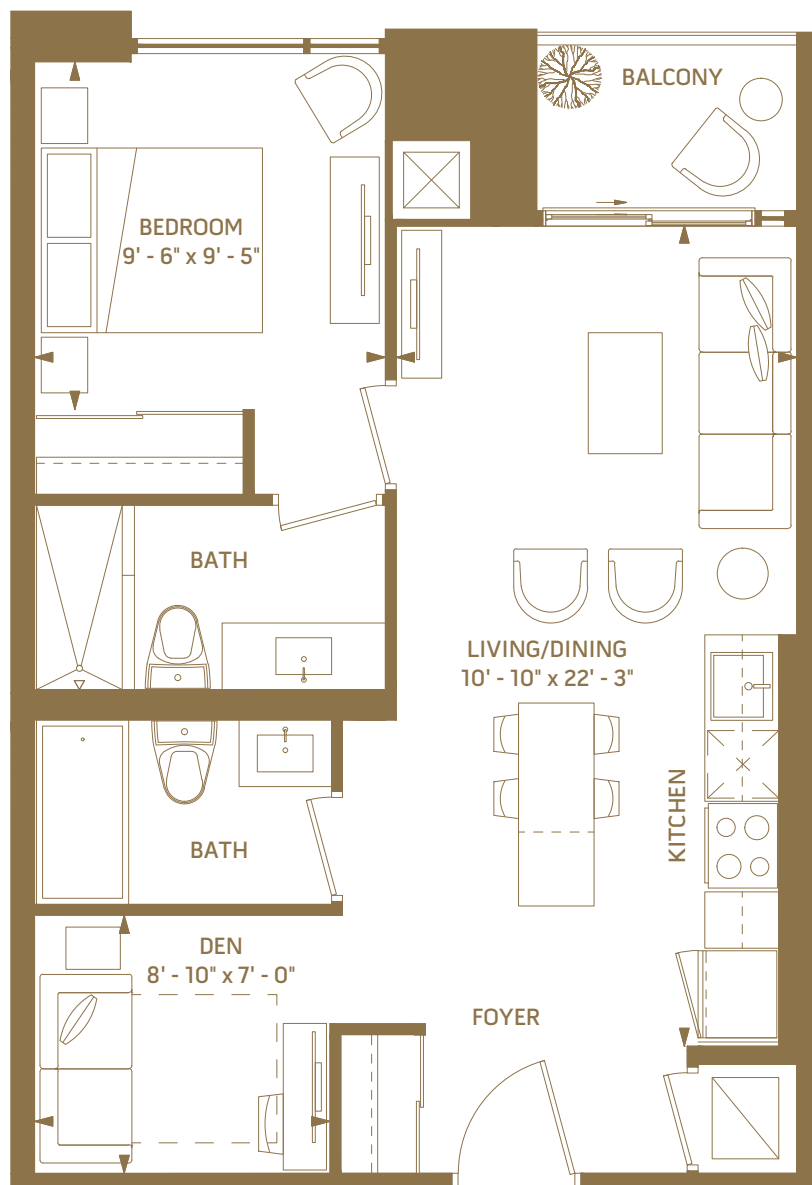
Dimensions, specifications, tile floor pattern and architectural detailing (including window size and location) are approximate and subject to modifications without notice. Orientation of suite may be reversed and purchaser agrees to accept same. Actual usable floor space may vary from the stated floor area. \*Ceiling height measured from top of floor slab to underside of slab above before finishes, and excluding bulkheads and required drop ceilings. E.&O.E.




MARKHAM SQUARE

1AQ

1 BEDROOM + DEN – 634 SQ.FT.



5<sup>th</sup> floor  
outdoor 29 sq.ft.



6<sup>th</sup> floor  
outdoor 29 sq.ft.

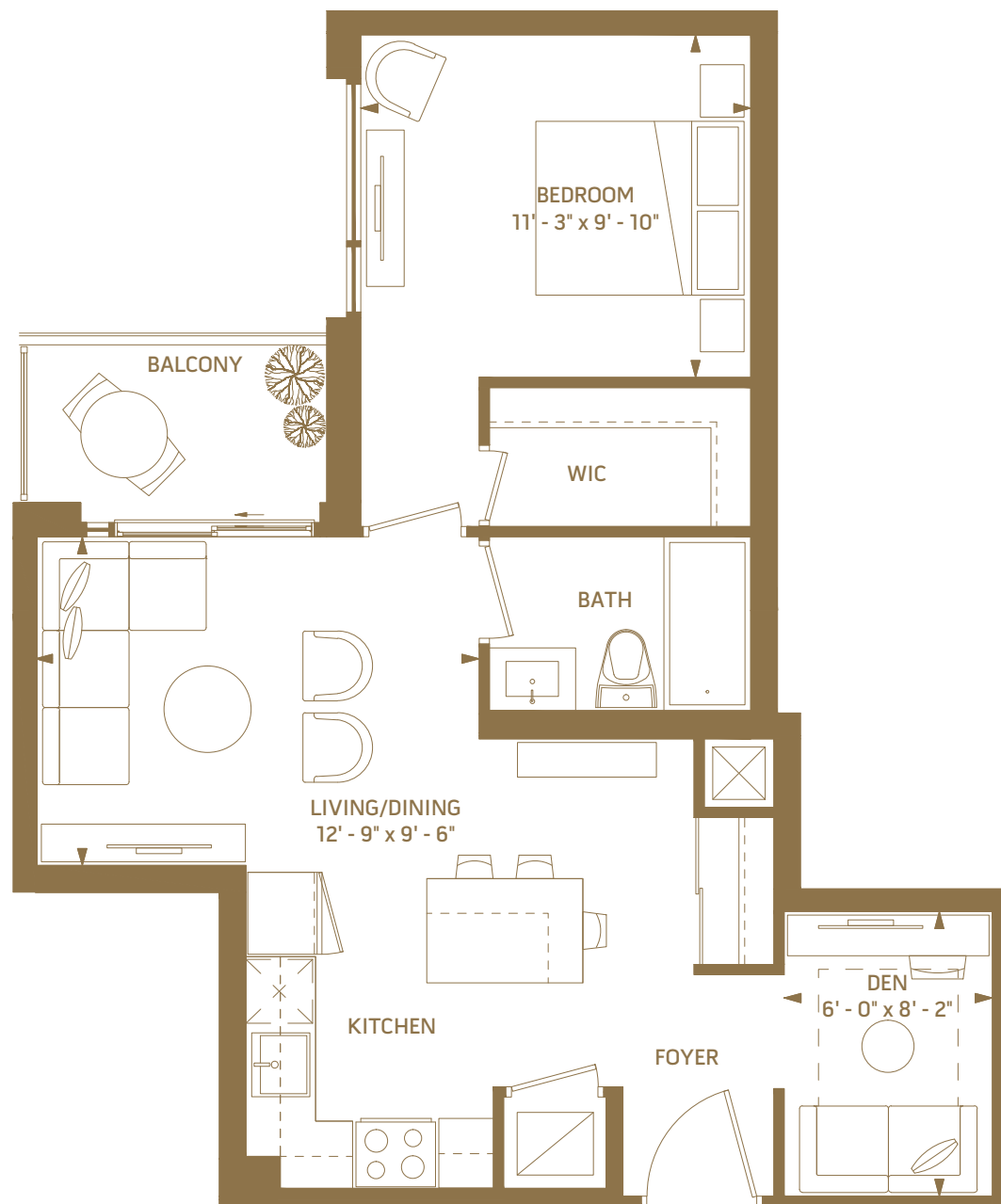
Dimensions, specifications, tile floor pattern and architectural detailing (including window size and location) are approximate and subject to modifications without notice. Orientation of suite may be reversed and purchaser agrees to accept same. Actual usable floor space may vary from the stated floor area. \*Ceiling height measured from top of floor slab to underside of slab above before finishes, and excluding bulkheads and required drop ceilings. E.&O.E.



MARKHAM SQUARE

1AR

1 BEDROOM + DEN – 645 SQ.FT.



2<sup>nd</sup> floor  
outdoor 47 sq.ft.



3<sup>rd</sup> floor  
outdoor 47 sq.ft.



4<sup>th</sup> floor  
outdoor 47 sq.ft.

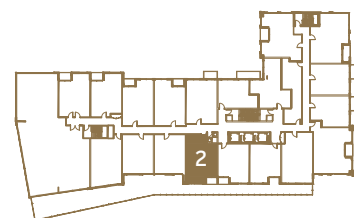
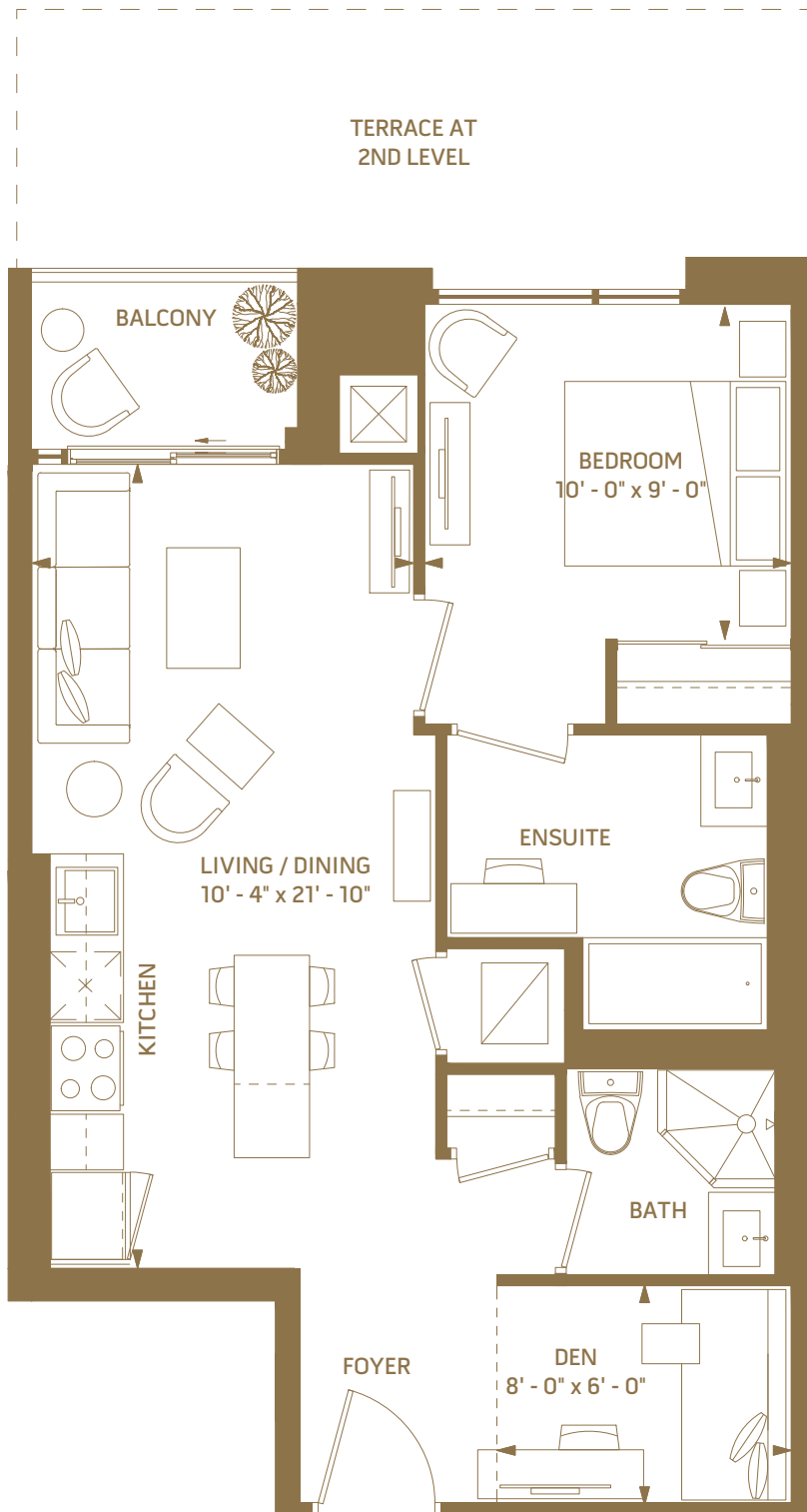
Dimensions, specifications, tile floor pattern and architectural detailing (including window size and location) are approximate and subject to modifications without notice. Orientation of suite may be reversed and purchaser agrees to accept same. Actual usable floor space may vary from the stated floor area. \*Ceiling height measured from top of floor slab to underside of slab above before finishes, and excluding bulkheads and required drop ceilings. E.&O.E.



MARKHAM SQUARE

# 1AS

1 BEDROOM + DEN – 654 SQ.FT.



2<sup>nd</sup> floor  
outdoor 186 sq.ft.



3<sup>rd</sup> floor  
outdoor 34 sq.ft.



4<sup>th</sup> floor  
outdoor 34 sq.ft.

Dimensions, specifications, tile floor pattern and architectural detailing (including window size and location) are approximate and subject to modifications without notice. Orientation of suite may be reversed and purchaser agrees to accept same. Actual usable floor space may vary from the stated floor area. \*Ceiling height measured from top of floor slab to underside of slab above before finishes, and excluding bulkheads and required drop ceilings. E.&O.E.

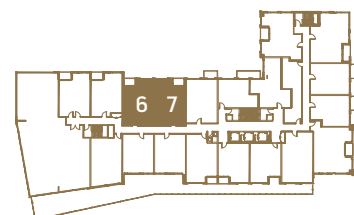
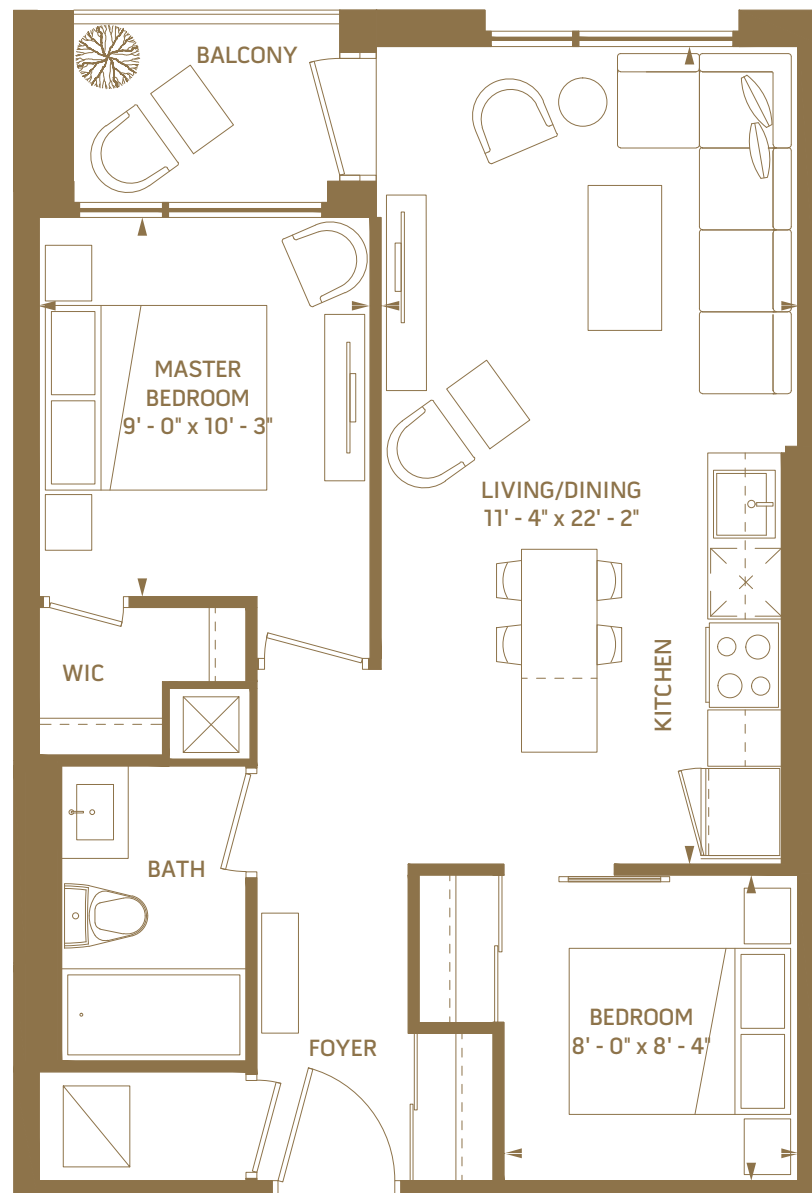




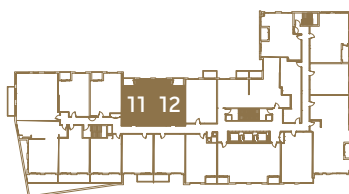
MARKHAM SQUARE

2A

2 BEDROOM – 641 SQ.FT.



2<sup>nd</sup> floor  
outdoor 37 sq.ft.



3<sup>rd</sup> floor  
outdoor 37 sq.ft.



4<sup>th</sup> floor  
outdoor 37 sq.ft.


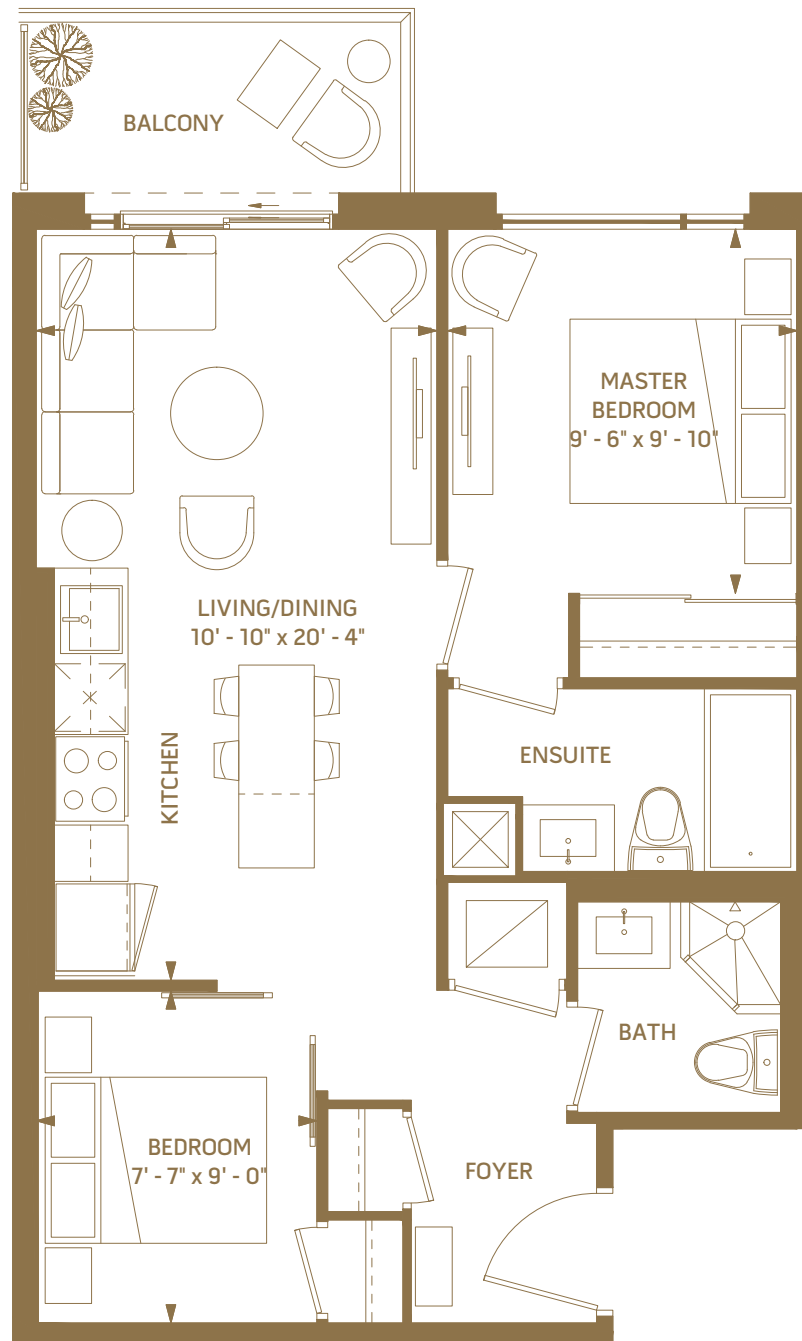
Dimensions, specifications, tile floor pattern and architectural detailing (including window size and location) are approximate and subject to modifications without notice. Orientation of suite may be reversed and purchaser agrees to accept same. Actual usable floor space may vary from the stated floor area. \*Ceiling height measured from top of floor slab to underside of slab above before finishes, and excluding bulkheads and required drop ceilings. E.&O.E.




MARKHAM SQUARE

2B

2 BEDROOM – 645 SQ.FT.



9<sup>th</sup> floor  
outdoor Juliette



10<sup>th</sup> – 17<sup>th</sup>, 20<sup>th</sup> – 29<sup>th</sup> floor  
outdoor 57 sq.ft. / Juliette at 20<sup>th</sup> level

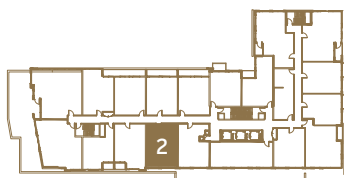
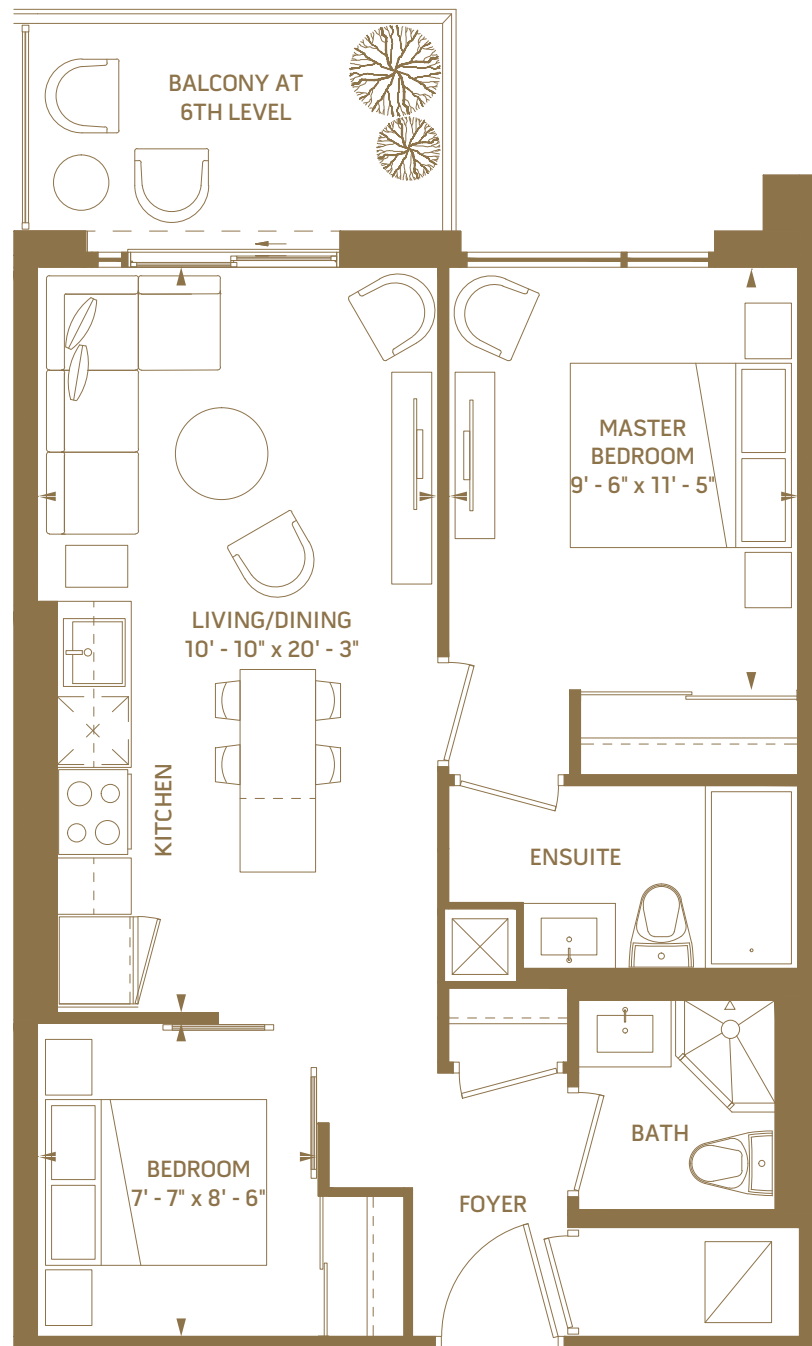
Dimensions, specifications, tile floor pattern and architectural detailing (including window size and location) are approximate and subject to modifications without notice. Orientation of suite may be reversed and purchaser agrees to accept same. Actual usable floor space may vary from the stated floor area. \*Ceiling height measured from top of floor slab to underside of slab above before finishes, and excluding bulkheads and required drop ceilings. E.&O.E.



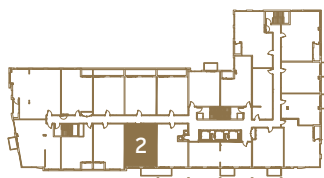
MARKHAM SQUARE

2C

2 BEDROOM – 647 SQ.FT.



5<sup>th</sup> floor  
outdoor Juliette



6<sup>th</sup> floor  
outdoor 53 sq.ft.

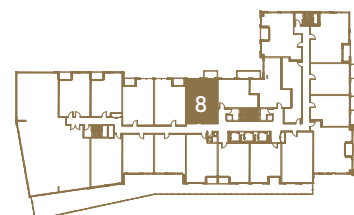
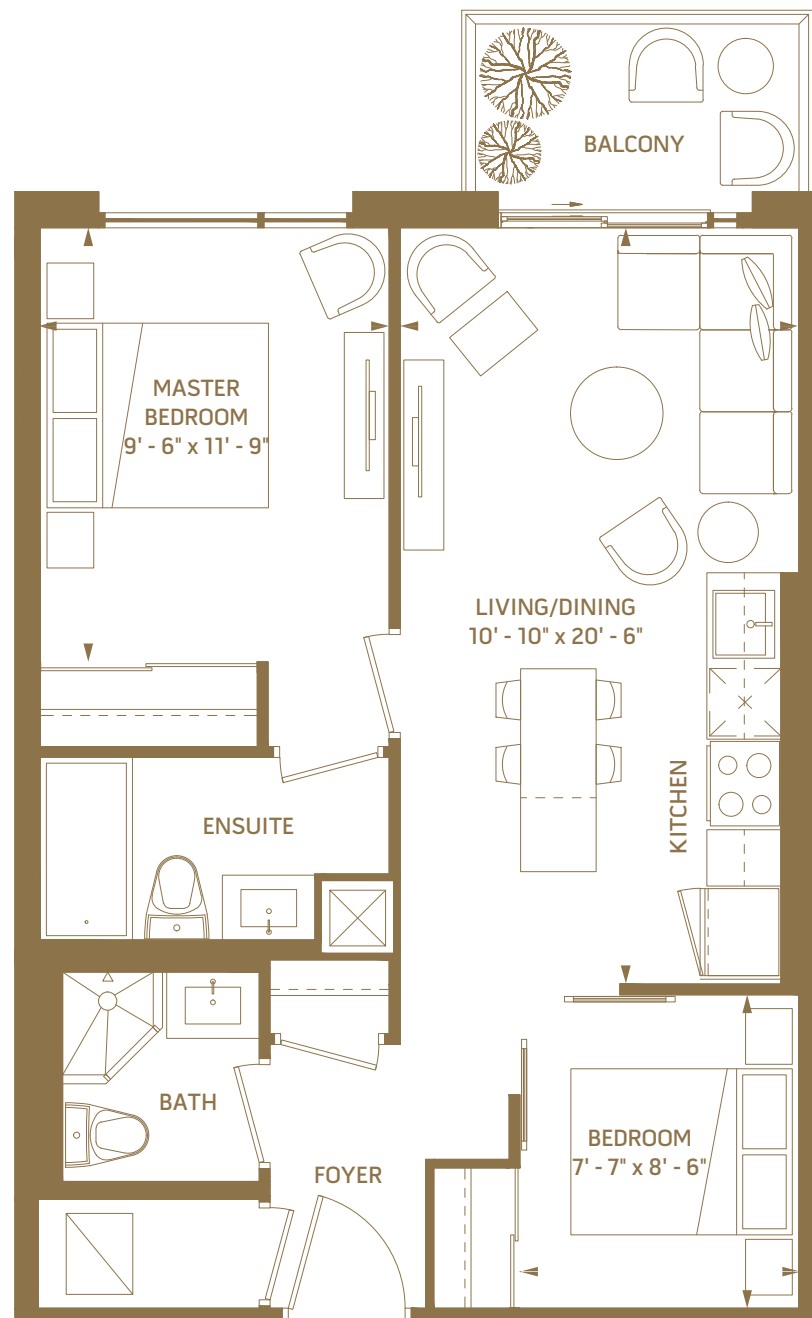
Dimensions, specifications, tile floor pattern and architectural detailing (including window size and location) are approximate and subject to modifications without notice. Orientation of suite may be reversed and purchaser agrees to accept same. Actual usable floor space may vary from the stated floor area. \*Ceiling height measured from top of floor slab to underside of slab above before finishes, and excluding bulkheads and required drop ceilings. E.&O.E.



MARKHAM SQUARE

2D

2 BEDROOM – 658 SQ.FT.



2<sup>nd</sup> floor  
outdoor 51 sq.ft.



3<sup>rd</sup> floor  
outdoor 51 sq.ft.



4<sup>th</sup> floor  
outdoor 51 sq.ft.

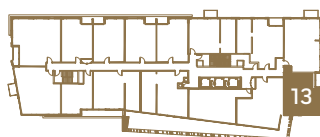
Dimensions, specifications, tile floor pattern and architectural detailing (including window size and location) are approximate and subject to modifications without notice. Orientation of suite may be reversed and purchaser agrees to accept same. Actual usable floor space may vary from the stated floor area. \*Ceiling height measured from top of floor slab to underside of slab above before finishes, and excluding bulkheads and required drop ceilings. E.&O.E.



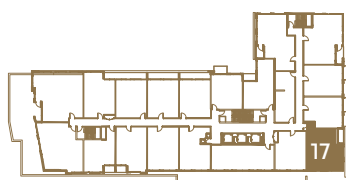
MARKHAM SQUARE

2E

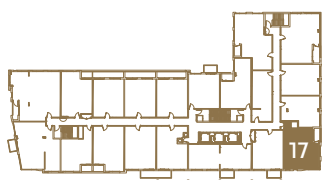
2 BEDROOM – 726 SQ.FT.



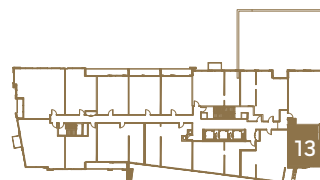
8<sup>th</sup> floor  
outdoor 45 sq.ft.



5<sup>th</sup> floor  
outdoor 45 sq.ft.



6<sup>th</sup> floor  
outdoor 45 sq.ft.



7<sup>th</sup> floor  
outdoor 45 sq.ft.



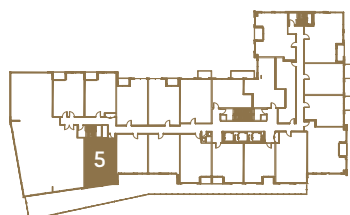
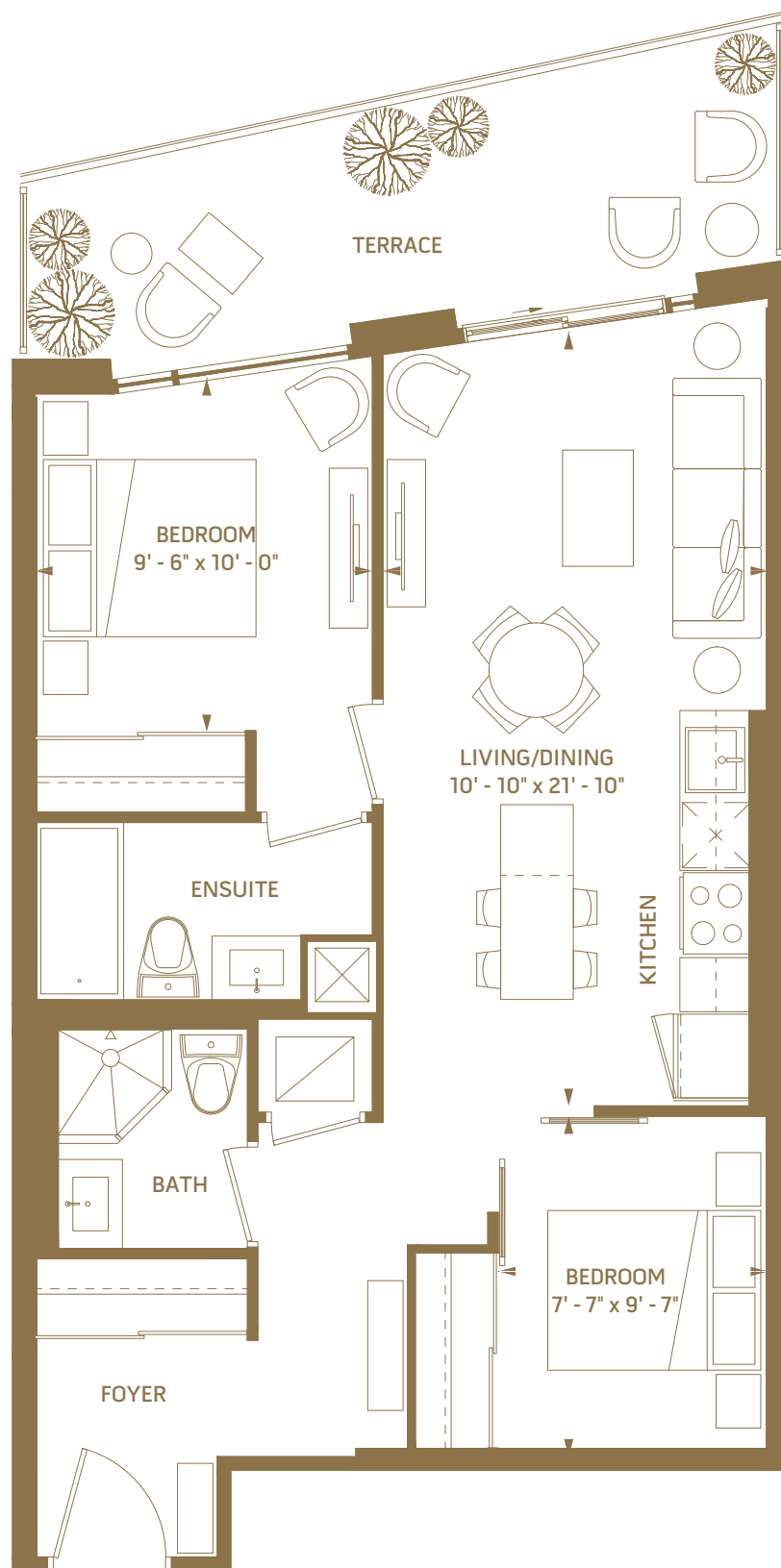
Dimensions, specifications, tile floor pattern and architectural detailing (including window size and location) are approximate and subject to modifications without notice. Orientation of suite may be reversed and purchaser agrees to accept same. Actual usable floor space may vary from the stated floor area. \*Ceiling height measured from top of floor slab to underside of slab above before finishes, and excluding bulkheads and required drop ceilings. E.&O.E.



MARKHAM SQUARE

2F

2 BEDROOM – 727 SQ.FT.



2<sup>nd</sup> floor  
outdoor 143 sq.ft.

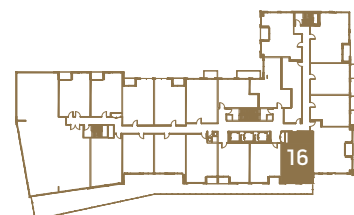
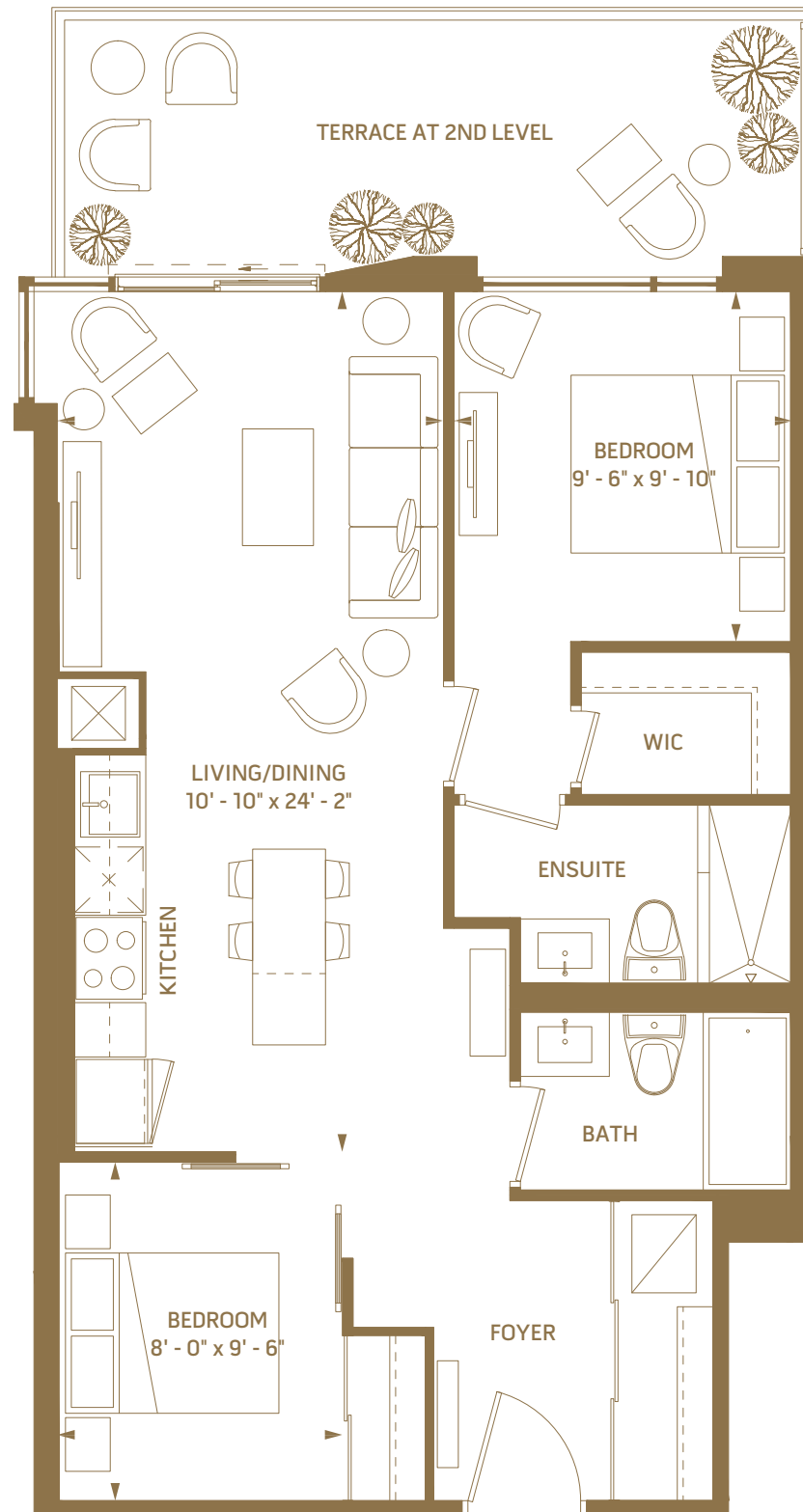
Dimensions, specifications, tile floor pattern and architectural detailing (including window size and location) are approximate and subject to modifications without notice. Orientation of suite may be reversed and purchaser agrees to accept same. Actual usable floor space may vary from the stated floor area. \*Ceiling height measured from top of floor slab to underside of slab above before finishes, and excluding bulkheads and required drop ceilings. E.&O.E.



MARKHAM SQUARE

2G

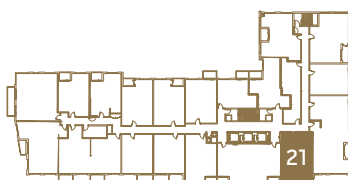
2 BEDROOM – 735 SQ.FT.



2<sup>nd</sup> floor  
outdoor 154 sq.ft.



3<sup>rd</sup> floor  
outdoor Juliette



4<sup>th</sup> floor  
outdoor Juliette

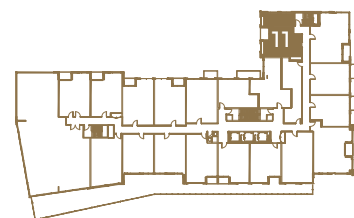
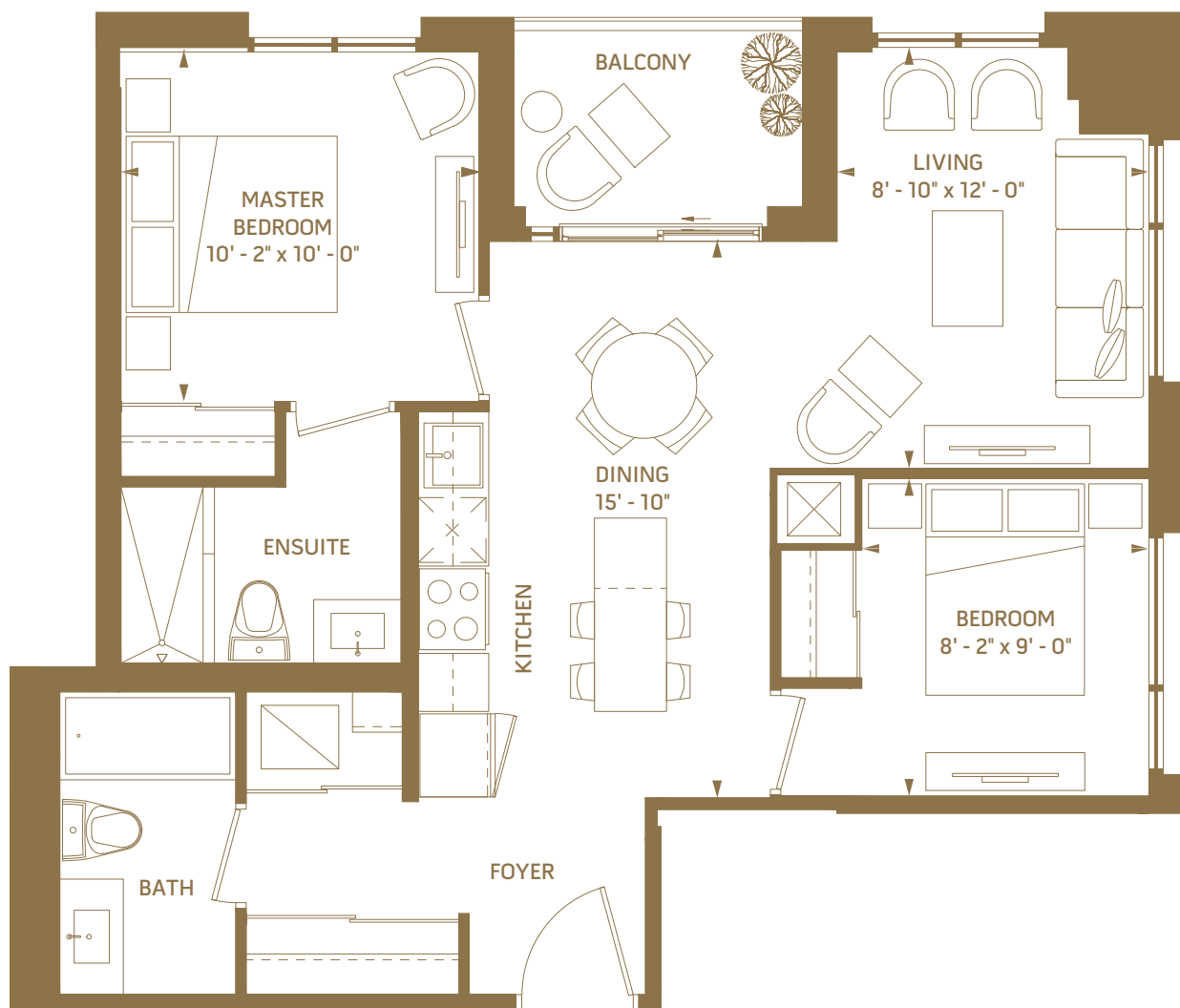
Dimensions, specifications, tile floor pattern and architectural detailing (including window size and location) are approximate and subject to modifications without notice. Orientation of suite may be reversed and purchaser agrees to accept same. Actual usable floor space may vary from the stated floor area. \*Ceiling height measured from top of floor slab to underside of slab above before finishes, and excluding bulkheads and required drop ceilings. E.&O.E.



MARKHAM SQUARE

2H

2 BEDROOM – 755 SQ.FT.



2<sup>nd</sup> floor  
outdoor 48 sq.ft.



3<sup>rd</sup> floor  
outdoor 48 sq.ft.



4<sup>th</sup> floor  
outdoor 48 sq.ft.

Dimensions, specifications, tile floor pattern and architectural detailing (including window size and location) are approximate and subject to modifications without notice. Orientation of suite may be reversed and purchaser agrees to accept same. Actual usable floor space may vary from the stated floor area. \*Ceiling height measured from top of floor slab to underside of slab above before finishes, and excluding bulkheads and required drop ceilings. E.&O.E.

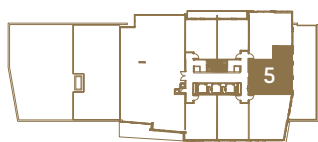
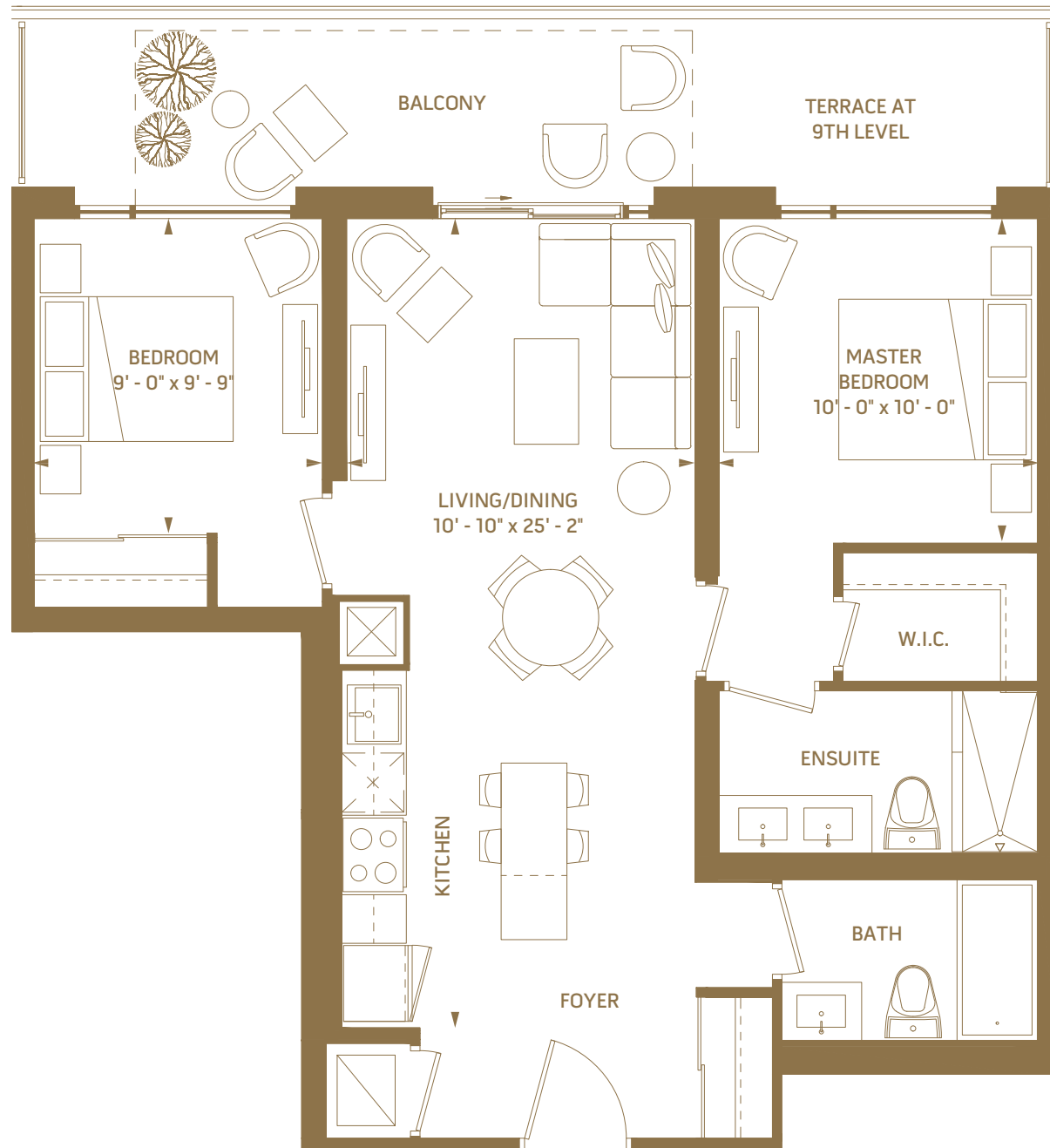




MARKHAM SQUARE

21

2 BEDROOM – 780 SQ.FT.



9<sup>th</sup> floor  
outdoor 188 sq.ft.



10<sup>th</sup> – 17<sup>th</sup>, 20<sup>th</sup> – 29<sup>th</sup> floor  
outdoor 91 sq.ft.



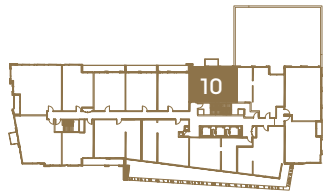
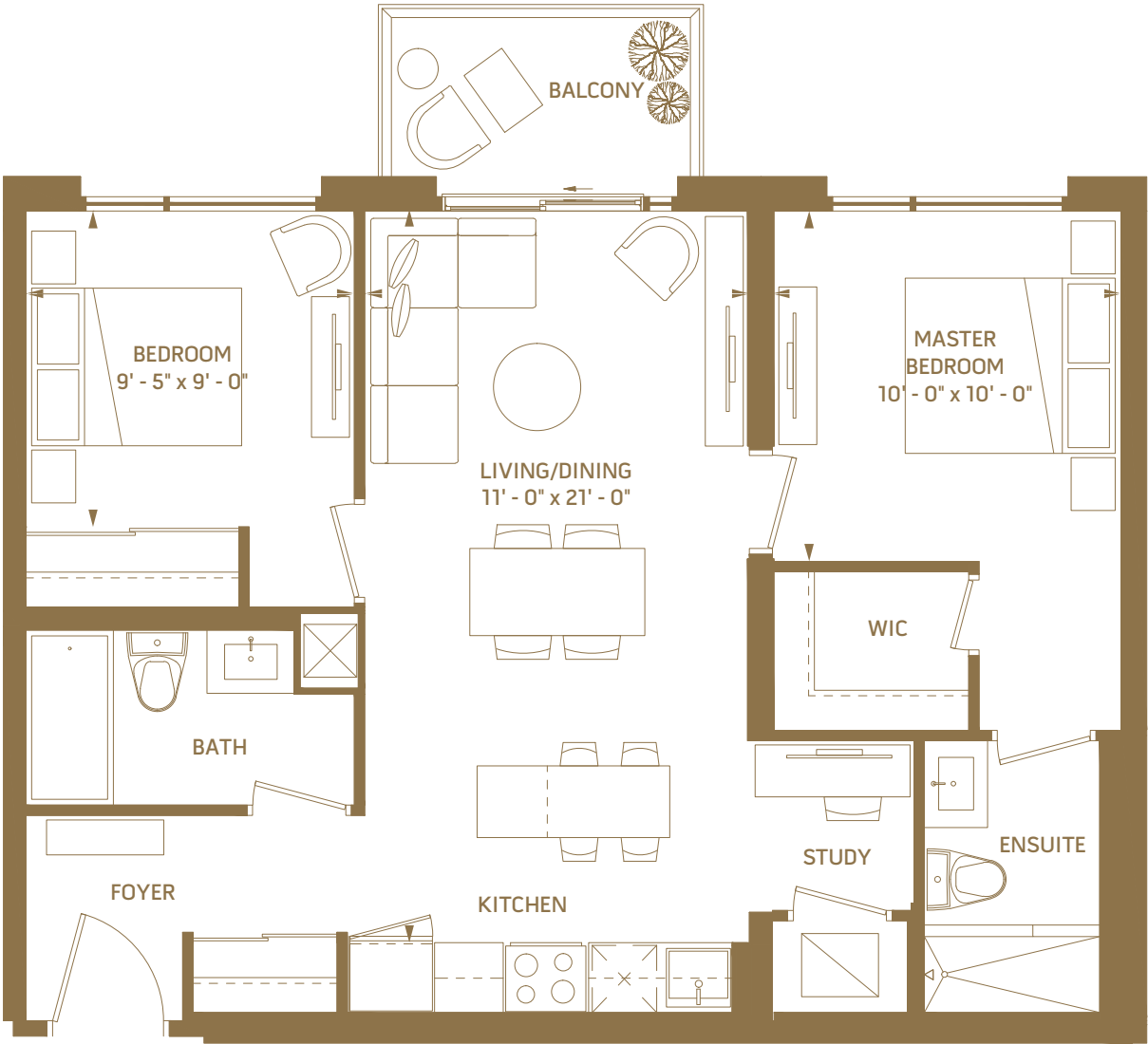
Dimensions, specifications, tile floor pattern and architectural detailing (including window size and location) are approximate and subject to modifications without notice. Orientation of suite may be reversed and purchaser agrees to accept same. Actual usable floor space may vary from the stated floor area. \*Ceiling height measured from top of floor slab to underside of slab above before finishes, and excluding bulkheads and required drop ceilings. E.&O.E.



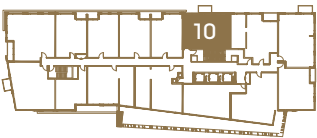
MARKHAM SQUARE

2J

2 BEDROOM – 784 SQ.FT.



7<sup>th</sup> floor  
outdoor 50 sq.ft.



8<sup>th</sup> floor  
outdoor 50 sq.ft.

Dimensions, specifications, tile floor pattern and architectural detailing (including window size and location) are approximate and subject to modifications without notice. Orientation of suite may be reversed and purchaser agrees to accept same. Actual usable floor space may vary from the stated floor area. \*Ceiling height measured from top of floor slab to underside of slab above before finishes, and excluding bulkheads and required drop ceilings. E.&O.E.



MARKHAM SQUARE

2K

2 BEDROOM – 798 SQ.FT.



5<sup>th</sup> floor  
outdoor 37 sq.ft.

6<sup>th</sup> floor  
outdoor 37 sq.ft.


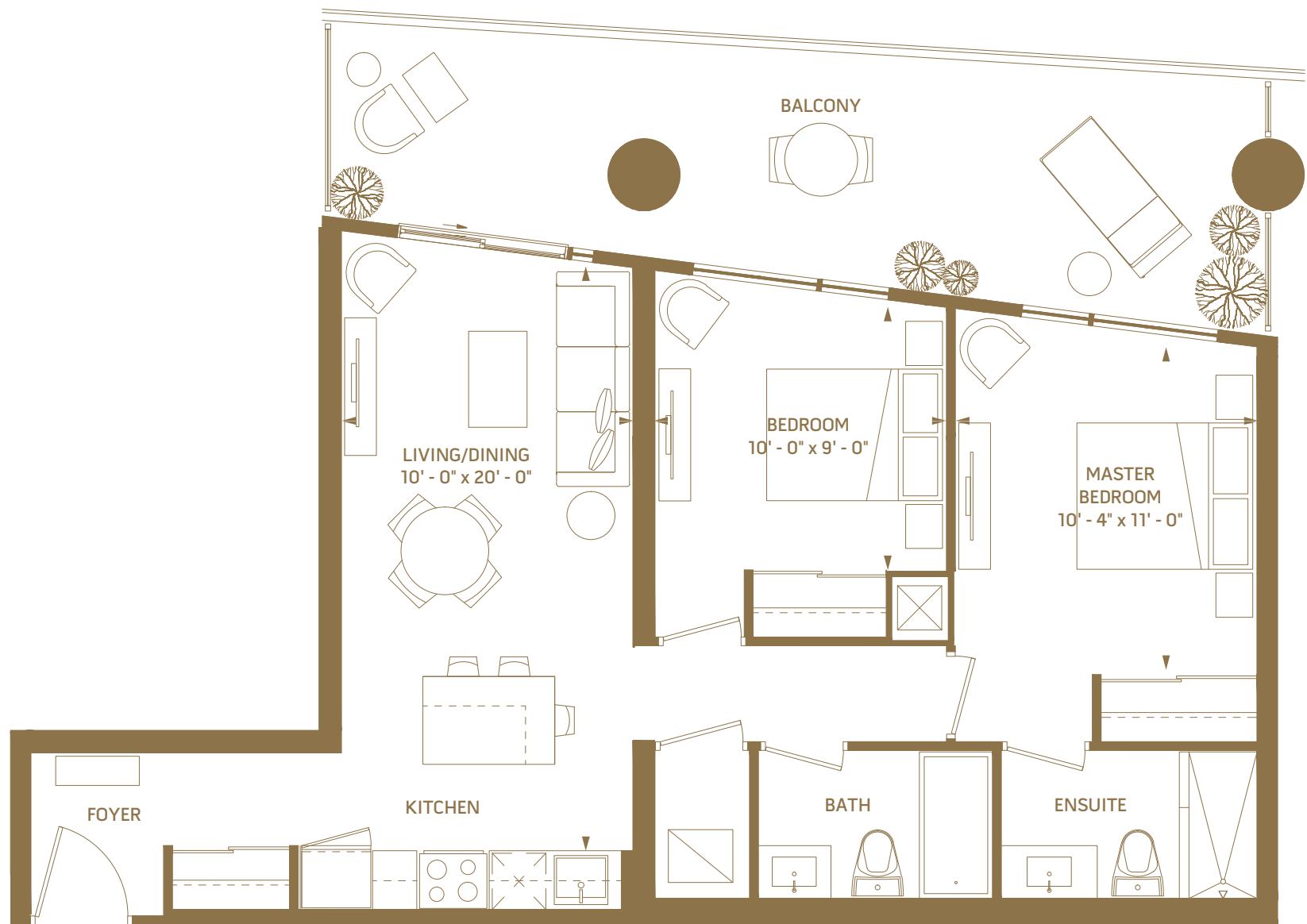
Dimensions, specifications, tile floor pattern and architectural detailing (including window size and location) are approximate and subject to modifications without notice. Orientation of suite may be reversed and purchaser agrees to accept same. Actual usable floor space may vary from the stated floor area. \*Ceiling height measured from top of floor slab to underside of slab above before finishes, and excluding bulkheads and required drop ceilings. E.&O.E.




MARKHAM SQUARE

2L

2 BEDROOM – 799 SQ.FT.



7<sup>th</sup> floor  
outdoor 291 sq.ft.



8<sup>th</sup> floor  
outdoor 291 sq.ft.

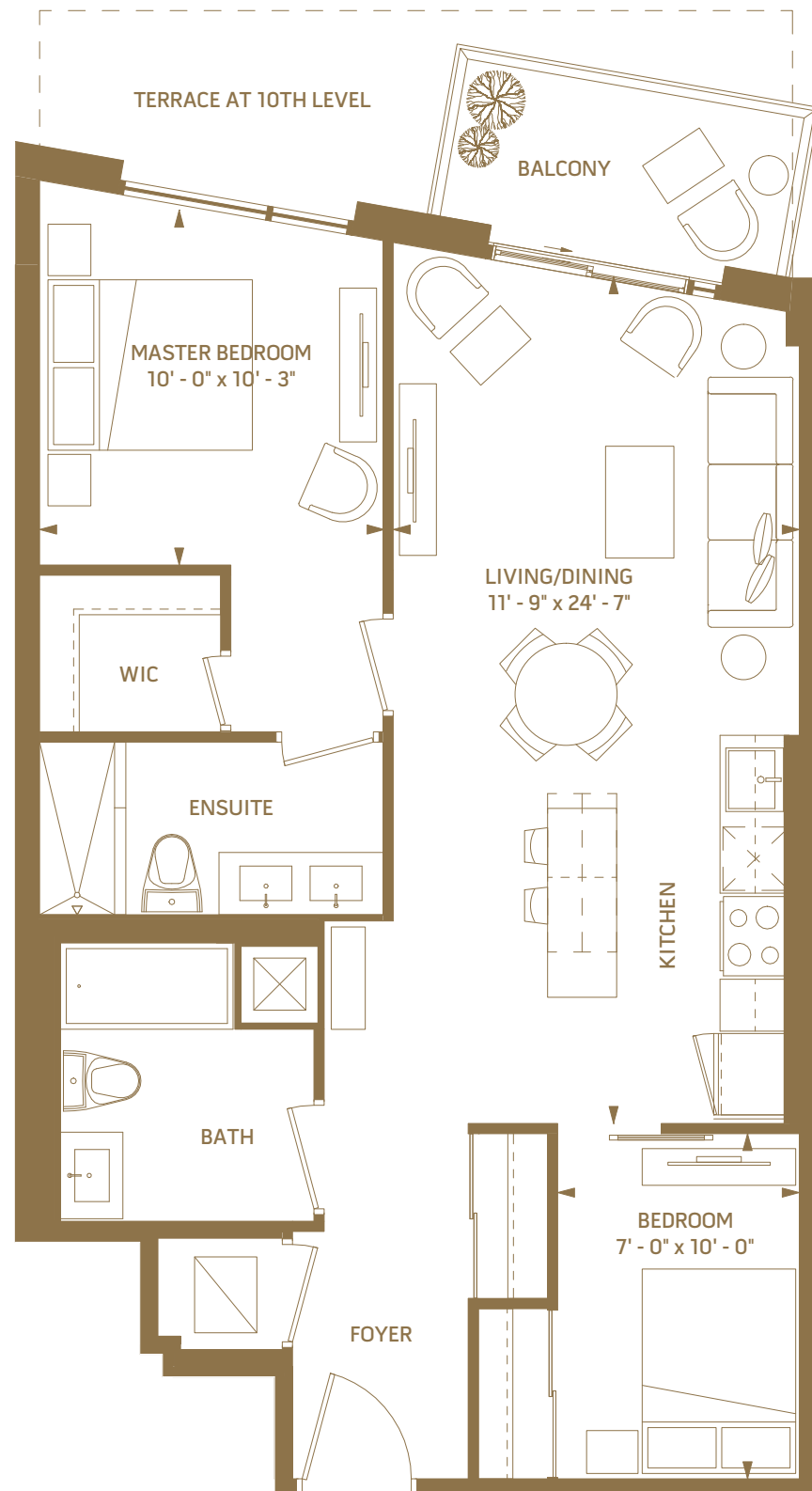
Dimensions, specifications, tile floor pattern and architectural detailing (including window size and location) are approximate and subject to modifications without notice. Orientation of suite may be reversed and purchaser agrees to accept same. Actual usable floor space may vary from the stated floor area. \*Ceiling height measured from top of floor slab to underside of slab above before finishes, and excluding bulkheads and required drop ceilings. E.&O.E.



MARKHAM SQUARE

2M

2 BEDROOM – 805 SQ.FT.



10<sup>th</sup> floor  
outdoor 135 sq.ft.



11<sup>th</sup> – 17<sup>th</sup>, 20<sup>th</sup> – 29<sup>th</sup> floor  
outdoor 57 sq.ft.



18<sup>th</sup>/19<sup>th</sup> floor  
outdoor 57 sq.ft.

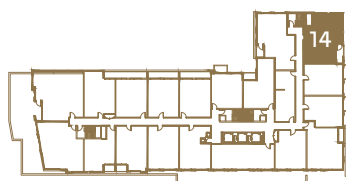
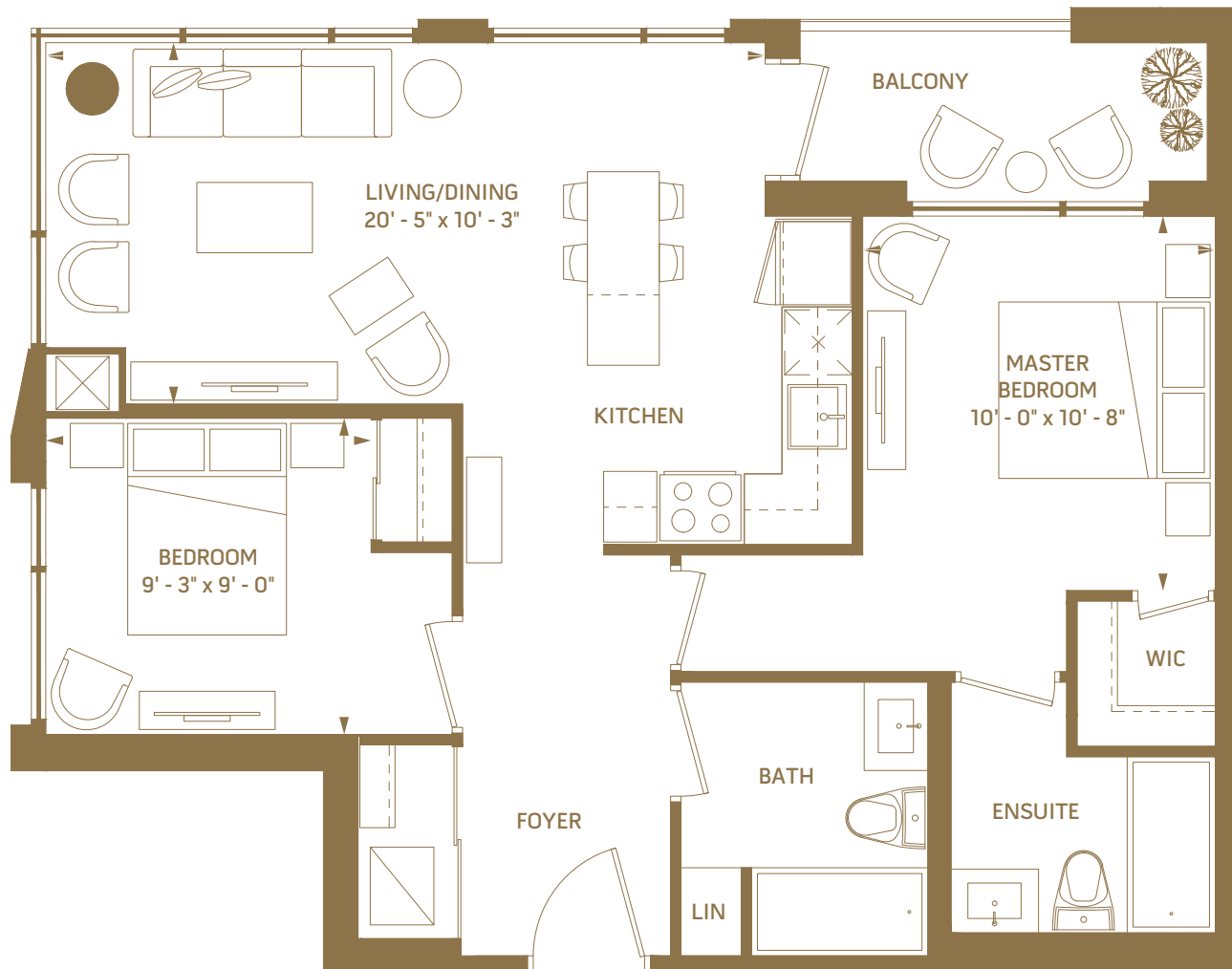
Dimensions, specifications, tile floor pattern and architectural detailing (including window size and location) are approximate and subject to modifications without notice. Orientation of suite may be reversed and purchaser agrees to accept same. Actual usable floor space may vary from the stated floor area. \*Ceiling height measured from top of floor slab to underside of slab above before finishes, and excluding bulkheads and required drop ceilings. E.&O.E.



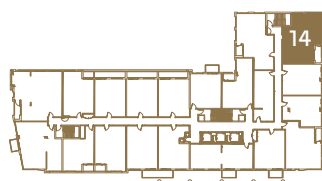
MARKHAM SQUARE

2N

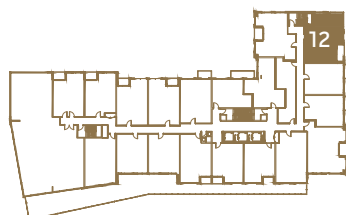
2 BEDROOM – 809 SQ.FT.



5<sup>th</sup> floor  
outdoor 56 sq.ft.



6<sup>th</sup> floor  
outdoor 56 sq.ft.



2<sup>nd</sup> floor  
outdoor 56 sq.ft.



3<sup>rd</sup> floor  
outdoor 56 sq.ft.



4<sup>th</sup> floor  
outdoor 56 sq.ft.



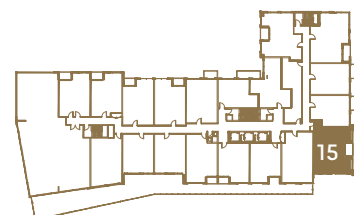
Dimensions, specifications, tile floor pattern and architectural detailing (including window size and location) are approximate and subject to modifications without notice. Orientation of suite may be reversed and purchaser agrees to accept same. Actual usable floor space may vary from the stated floor area. \*Ceiling height measured from top of floor slab to underside of slab above before finishes, and excluding bulkheads and required drop ceilings. E.&O.E.



MARKHAM SQUARE

20

2 BEDROOM – 831 SQ.FT.



2<sup>nd</sup> floor  
outdoor 49 sq.ft.



3<sup>rd</sup> floor  
outdoor 49 sq.ft.



4<sup>th</sup> floor  
outdoor 49 sq.ft.

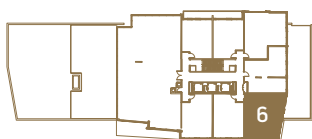
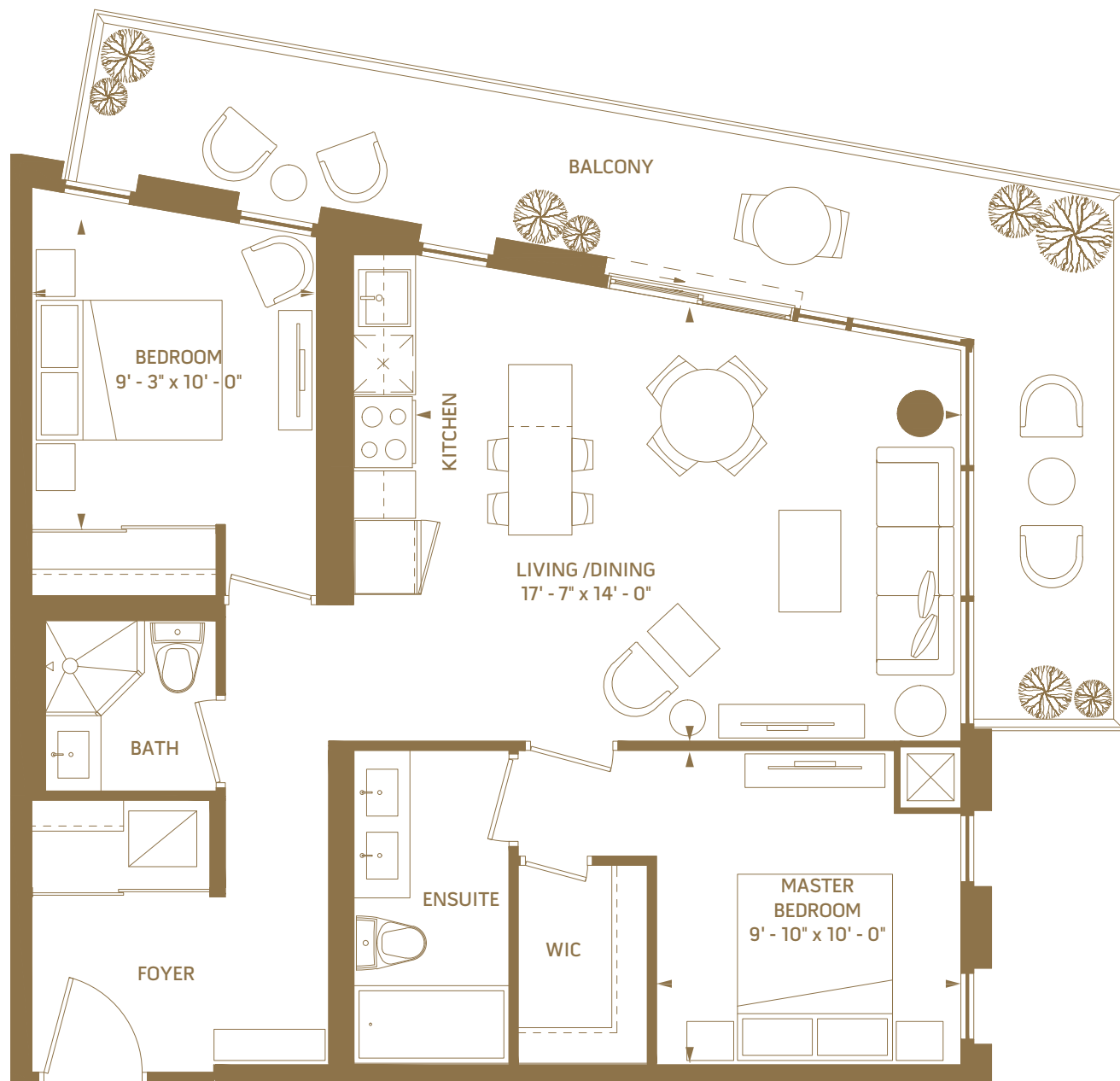
Dimensions, specifications, tile floor pattern and architectural detailing (including window size and location) are approximate and subject to modifications without notice. Orientation of suite may be reversed and purchaser agrees to accept same. Actual usable floor space may vary from the stated floor area. \*Ceiling height measured from top of floor slab to underside of slab above before finishes, and excluding bulkheads and required drop ceilings. E.&O.E.



MARKHAM SQUARE

2P

2 BEDROOM – 836 SQ.FT.



9<sup>th</sup> floor  
outdoor Juliette



10<sup>th</sup> – 17<sup>th</sup>, 20<sup>th</sup> – 29<sup>th</sup> floor  
outdoor 245 sq.ft.

Dimensions, specifications, tile floor pattern and architectural detailing (including window size and location) are approximate and subject to modifications without notice. Orientation of suite may be reversed and purchaser agrees to accept same. Actual usable floor space may vary from the stated floor area. \*Ceiling height measured from top of floor slab to underside of slab above before finishes, and excluding bulkheads and required drop ceilings. E.&O.E.

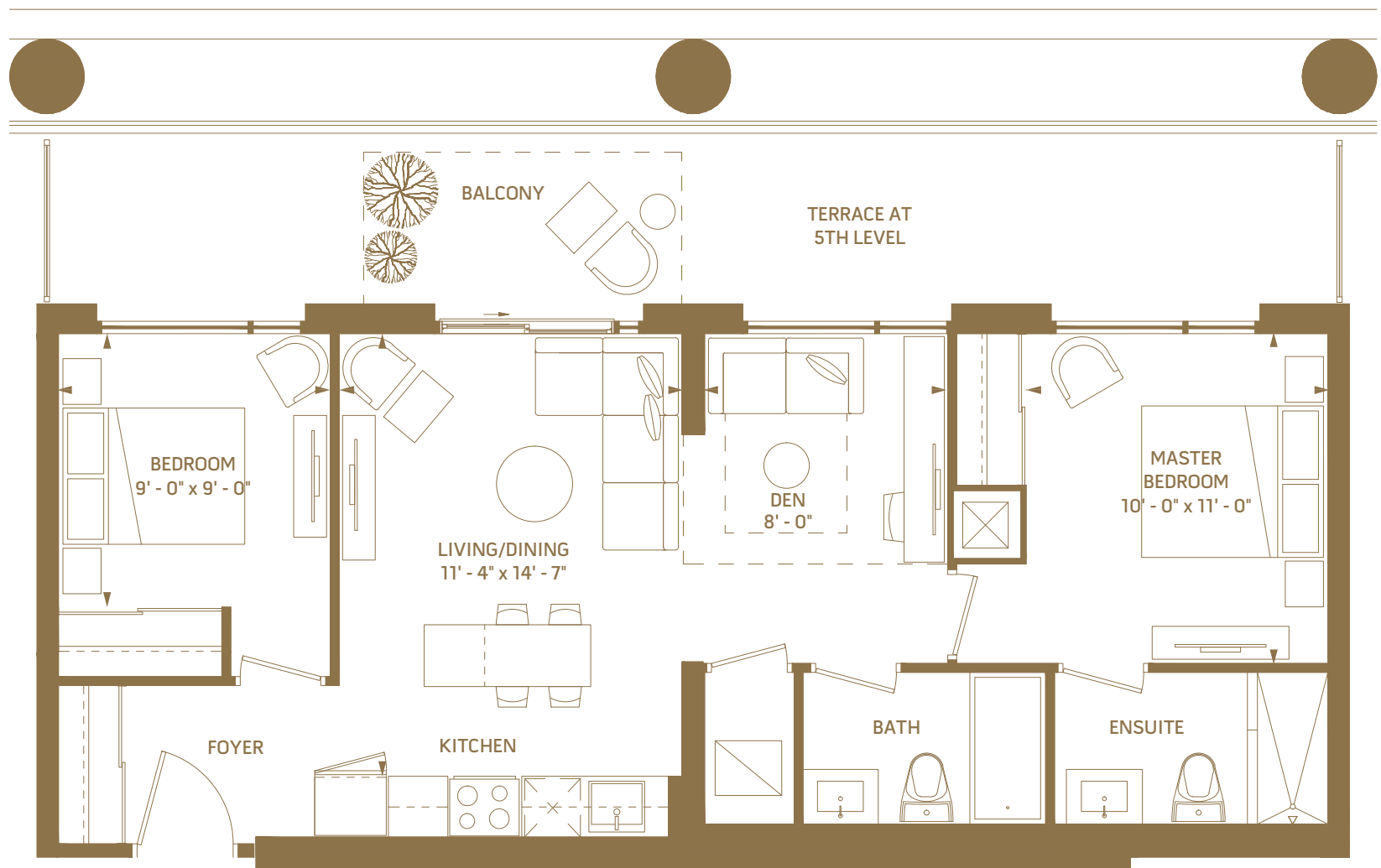




MARKHAM SQUARE

2AA

2 BEDROOM + DEN – 791 SQ.FT.



5<sup>th</sup> floor  
outdoor 264 sq.ft.

6<sup>th</sup> floor  
outdoor 56 sq.ft.

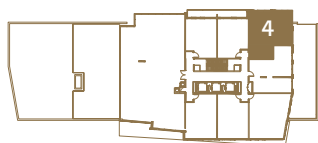
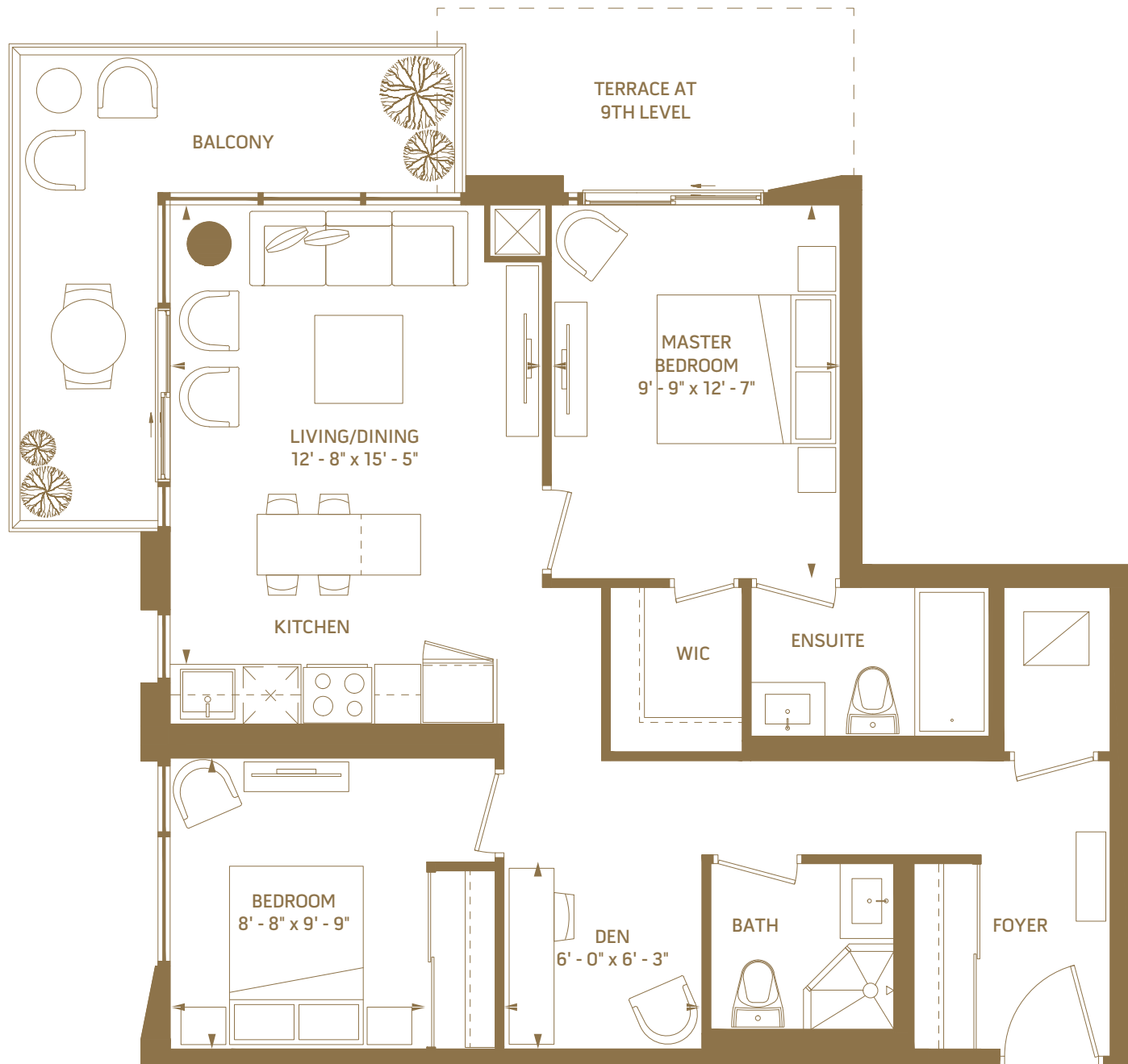
Dimensions, specifications, tile floor pattern and architectural detailing (including window size and location) are approximate and subject to modifications without notice. Orientation of suite may be reversed and purchaser agrees to accept same. Actual usable floor space may vary from the stated floor area. \*Ceiling height measured from top of floor slab to underside of slab above before finishes, and excluding bulkheads and required drop ceilings. E.&O.E.



MARKHAM SQUARE

2AB

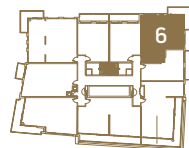
2 BEDROOM + DEN – 842 SQ.FT.



9<sup>th</sup> floor  
outdoor 88 sq.ft.



10<sup>th</sup> – 17<sup>th</sup>, 20<sup>th</sup> – 29<sup>th</sup> floor  
outdoor 134 sq.ft.



18<sup>th</sup>/19<sup>th</sup> floor  
833 sq.ft. / outdoor 134 sq.ft.



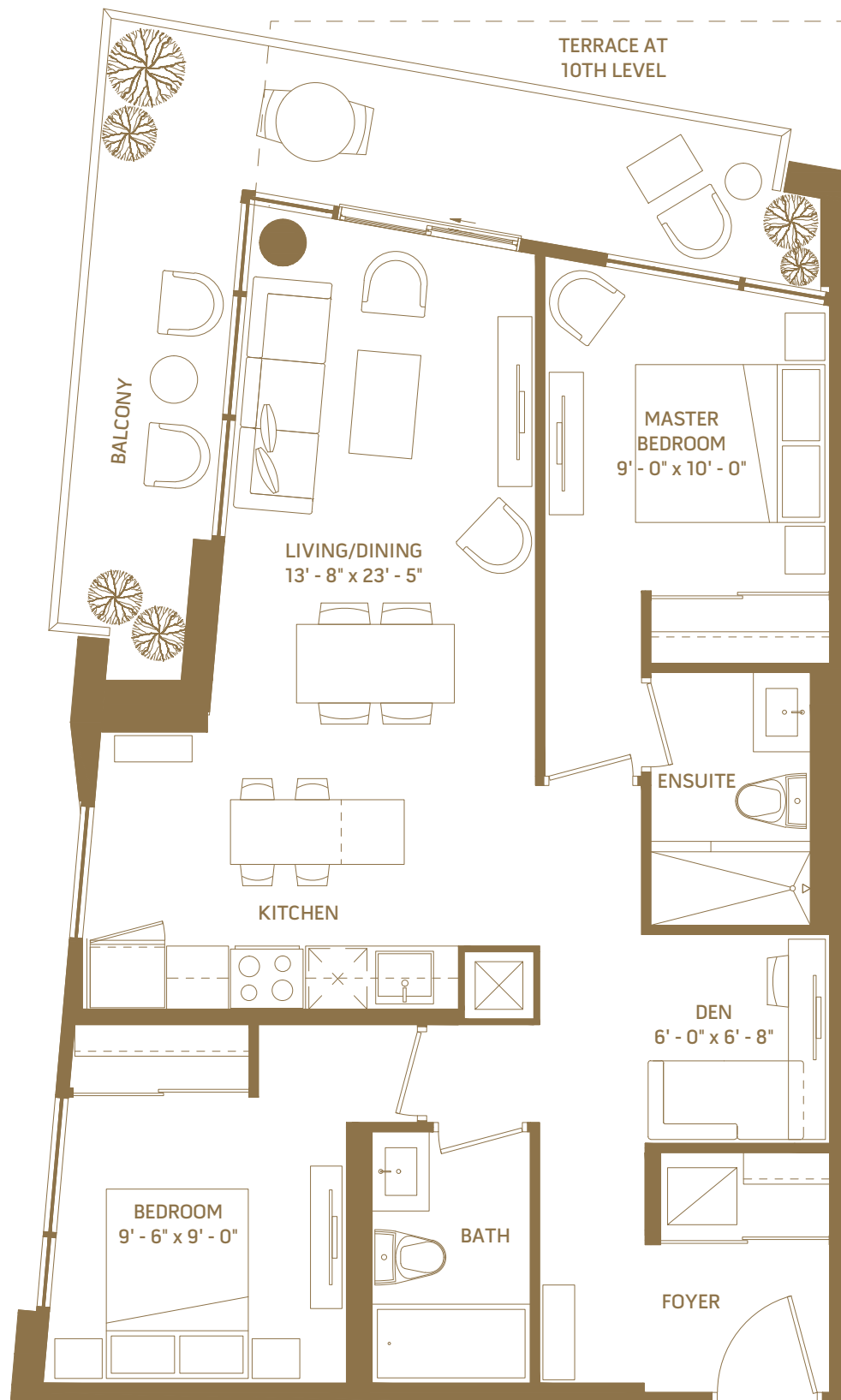
Dimensions, specifications, tile floor pattern and architectural detailing (including window size and location) are approximate and subject to modifications without notice. Orientation of suite may be reversed and purchaser agrees to accept same. Actual usable floor space may vary from the stated floor area. \*Ceiling height measured from top of floor slab to underside of slab above before finishes, and excluding bulkheads and required drop ceilings. E.&O.E.



MARKHAM SQUARE

2AC

2 BEDROOM + DEN – 846 SQ.FT.



10<sup>th</sup> floor  
outdoor 126 sq.ft.



10<sup>th</sup> – 17<sup>th</sup>, 20<sup>th</sup> – 29<sup>th</sup> floor  
outdoor 141 sq.ft.



18<sup>th</sup>/19<sup>th</sup> floor  
outdoor 141 sq.ft.



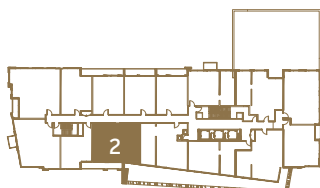
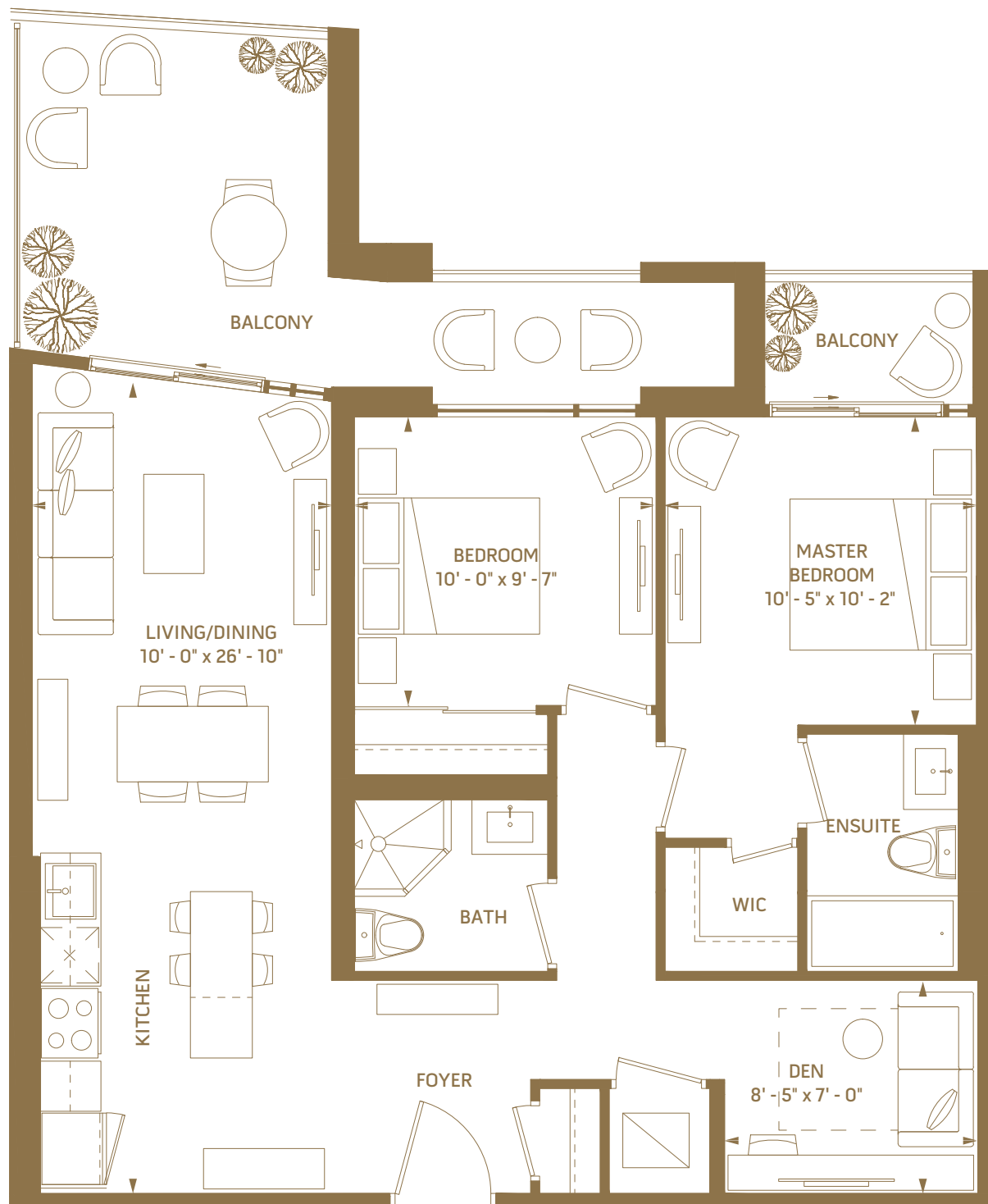
Dimensions, specifications, tile floor pattern and architectural detailing (including window size and location) are approximate and subject to modifications without notice. Orientation of suite may be reversed and purchaser agrees to accept same. Actual usable floor space may vary from the stated floor area. \*Ceiling height measured from top of floor slab to underside of slab above before finishes, and excluding bulkheads and required drop ceilings. E.&O.E.



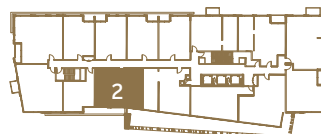
MARKHAM SQUARE

2AD

2 BEDROOM + DEN – 865 SQ.FT.



7<sup>th</sup> floor  
outdoor 213 sq.ft.



8<sup>th</sup> floor  
outdoor 213 sq.ft.



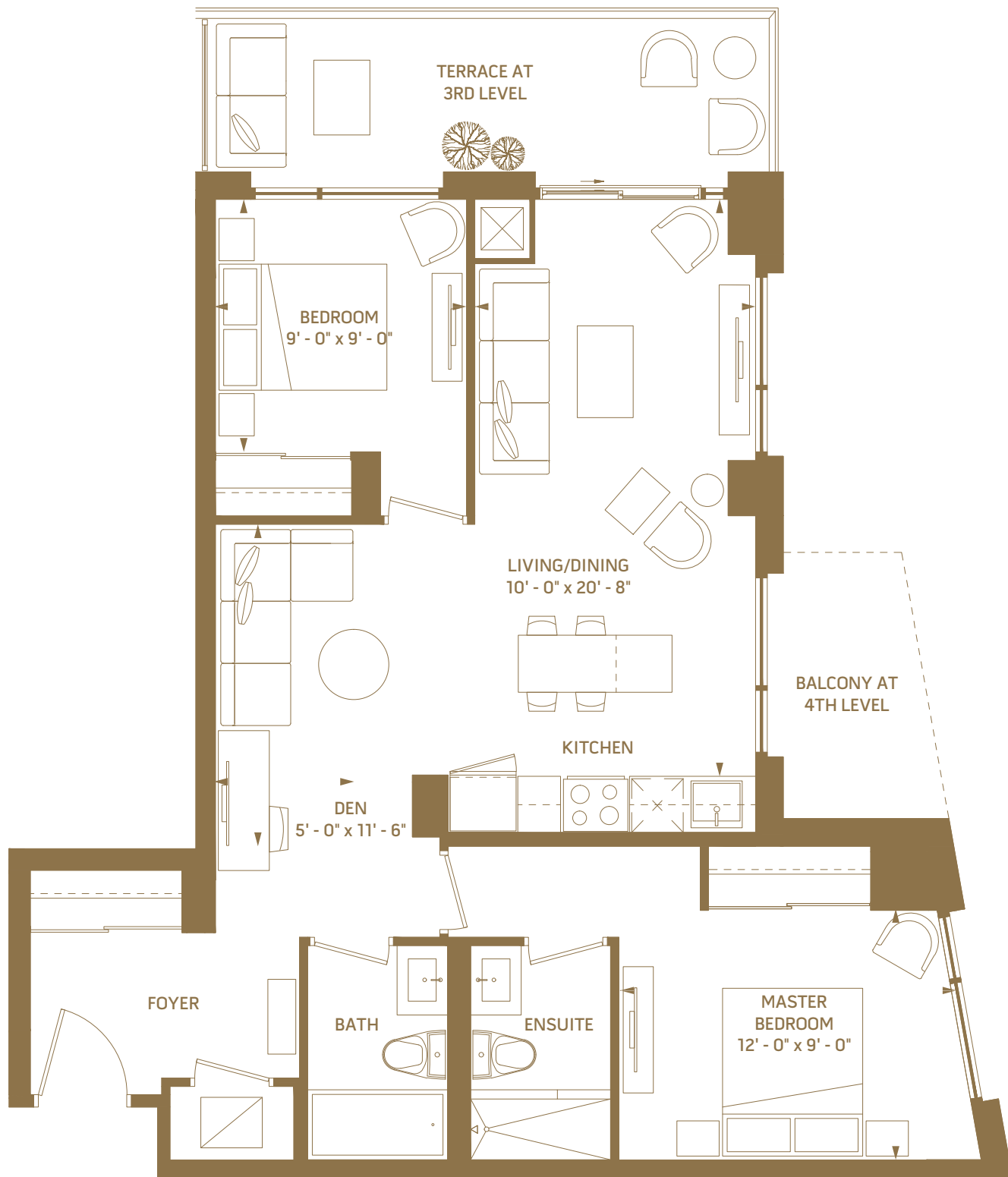
Dimensions, specifications, tile floor pattern and architectural detailing (including window size and location) are approximate and subject to modifications without notice. Orientation of suite may be reversed and purchaser agrees to accept same. Actual usable floor space may vary from the stated floor area. \*Ceiling height measured from top of floor slab to underside of slab above before finishes, and excluding bulkheads and required drop ceilings. E.&O.E.



MARKHAM SQUARE

2AE

2 BEDROOM + DEN – 873 SQ.FT.



3<sup>rd</sup> floor  
outdoor 196 sq.ft.

4<sup>th</sup> floor  
outdoor 52 sq.ft.

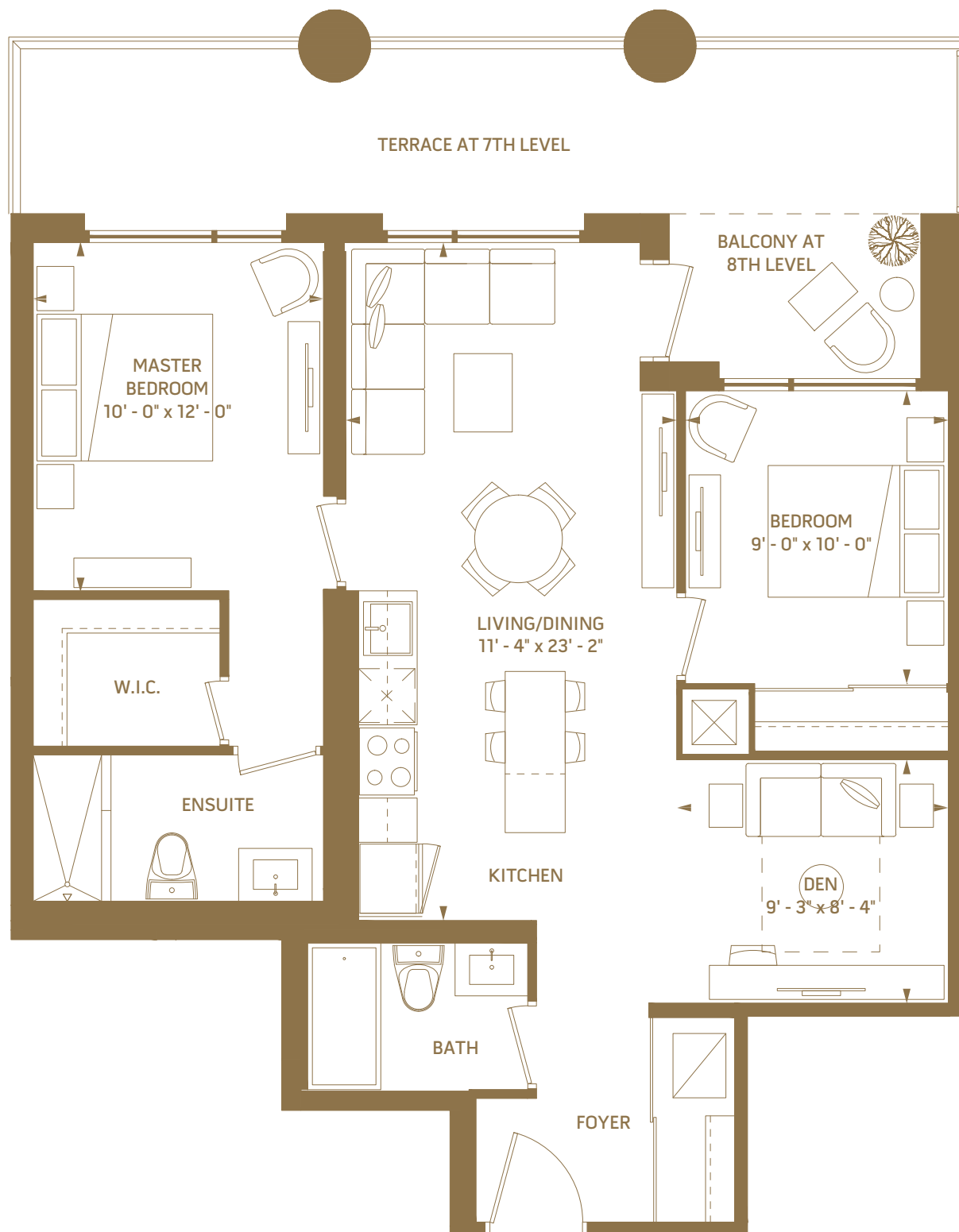
Dimensions, specifications, tile floor pattern and architectural detailing (including window size and location) are approximate and subject to modifications without notice. Orientation of suite may be reversed and purchaser agrees to accept same. Actual usable floor space may vary from the stated floor area. \*Ceiling height measured from top of floor slab to underside of slab above before finishes, and excluding bulkheads and required drop ceilings. E.&O.E.



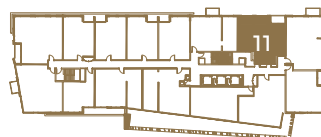
MARKHAM SQUARE

2AF

2 BEDROOM + DEN – 884 SQ.FT.



7<sup>th</sup> floor  
outdoor 249 sq.ft.



8<sup>th</sup> floor  
outdoor 46 sq.ft.


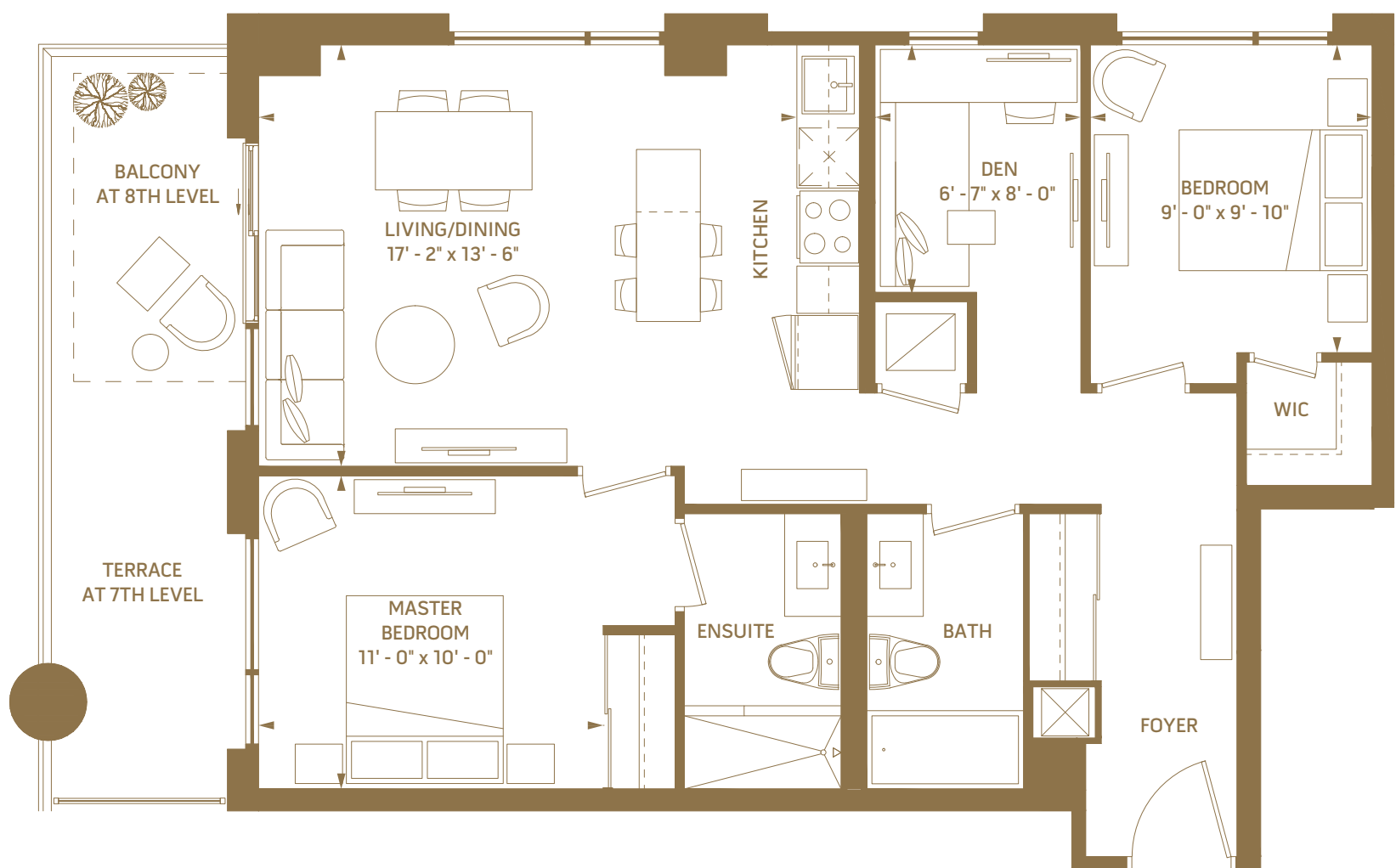
Dimensions, specifications, tile floor pattern and architectural detailing (including window size and location) are approximate and subject to modifications without notice. Orientation of suite may be reversed and purchaser agrees to accept same. Actual usable floor space may vary from the stated floor area. \*Ceiling height measured from top of floor slab to underside of slab above before finishes, and excluding bulkheads and required drop ceilings. E.&O.E.



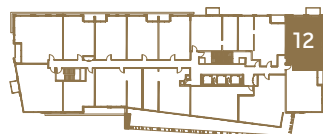
MARKHAM SQUARE

2AG

2 BEDROOM + DEN – 887 SQ.FT.



7<sup>th</sup> floor  
outdoor 151 sq.ft.



8<sup>th</sup> floor  
outdoor 53 sq.ft.

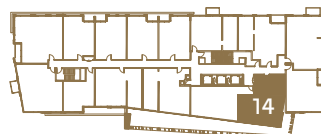

Dimensions, specifications, tile floor pattern and architectural detailing (including window size and location) are approximate and subject to modifications without notice. Orientation of suite may be reversed and purchaser agrees to accept same. Actual usable floor space may vary from the stated floor area. \*Ceiling height measured from top of floor slab to underside of slab above before finishes, and excluding bulkheads and required drop ceilings. E.&O.E.



MARKHAM SQUARE

2AH

2 BEDROOM + DEN – 898 SQ.FT.



Dimensions, specifications, tile floor pattern and architectural detailing (including window size and location) are approximate and subject to modifications without notice. Orientation of suite may be reversed and purchaser agrees to accept same. Actual usable floor space may vary from the stated floor area. \*Ceiling height measured from top of floor slab to underside of slab above before finishes, and excluding bulkheads and required drop ceilings. E.&O.E.

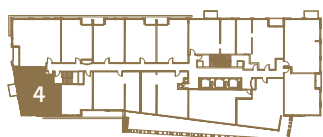
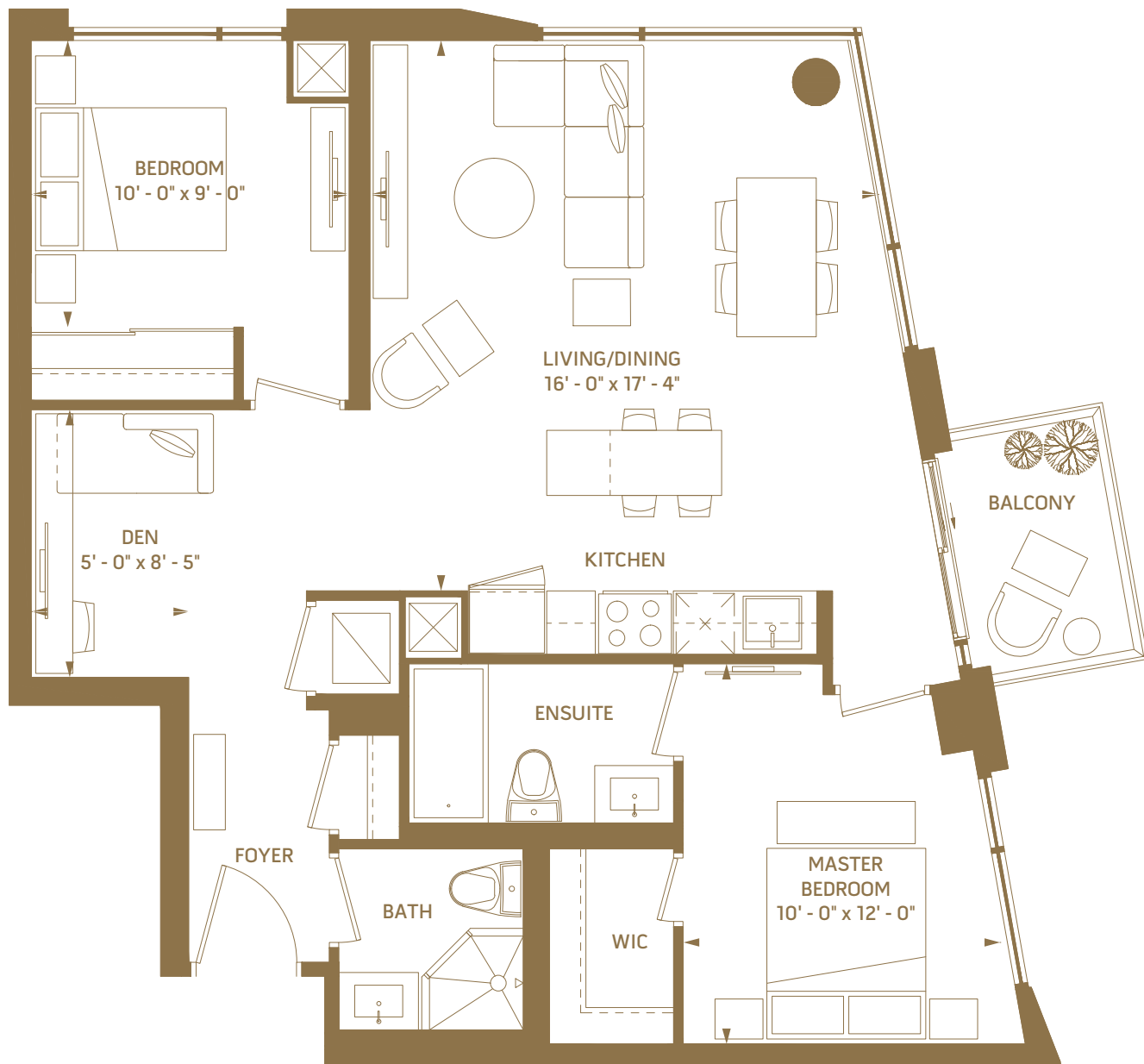




MARKHAM SQUARE

2AI

2 BEDROOM + DEN – 904 SQ.FT.



8<sup>th</sup> floor  
outdoor 44 sq.ft.

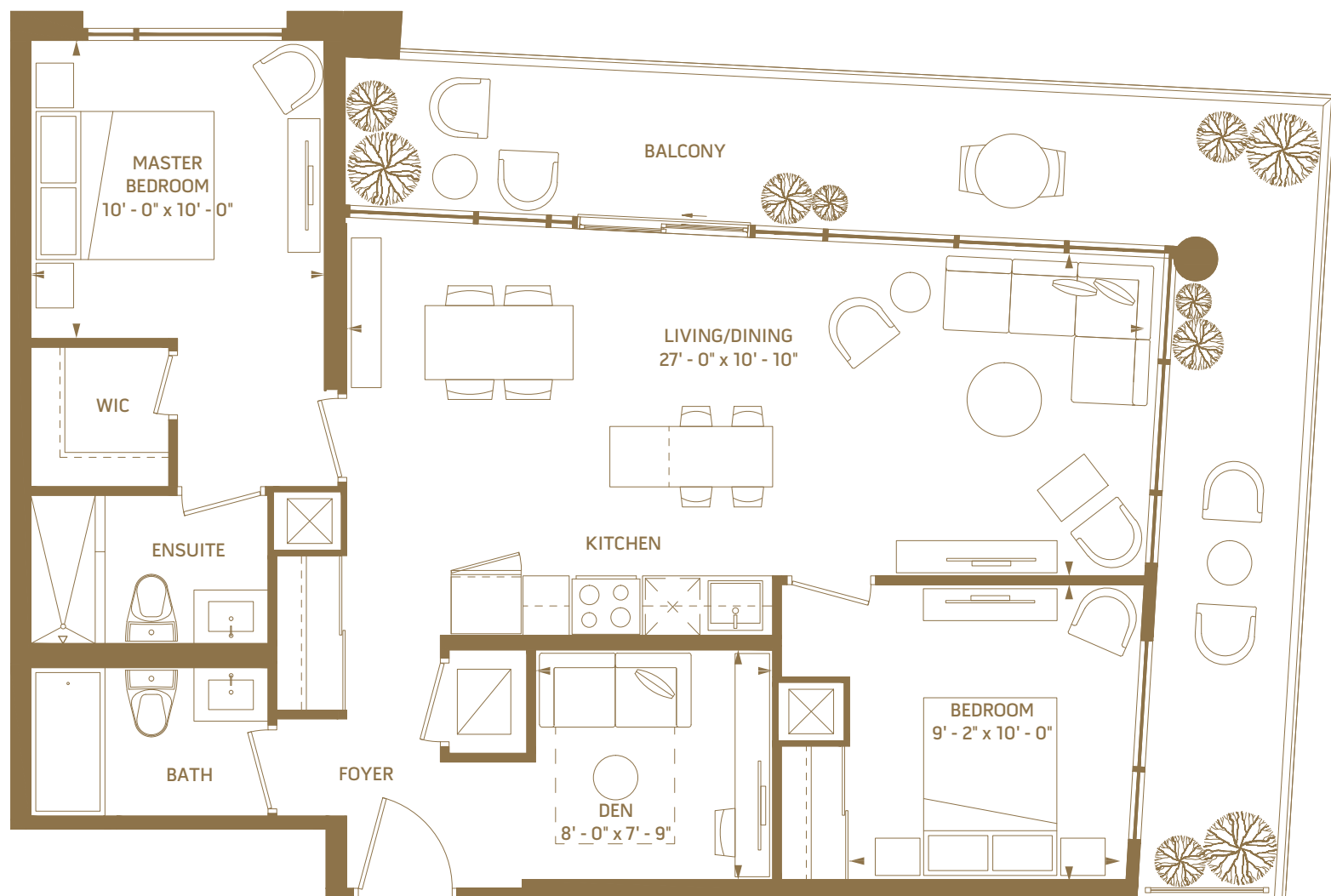
Dimensions, specifications, tile floor pattern and architectural detailing (including window size and location) are approximate and subject to modifications without notice. Orientation of suite may be reversed and purchaser agrees to accept same. Actual usable floor space may vary from the stated floor area. \*Ceiling height measured from top of floor slab to underside of slab above before finishes, and excluding bulkheads and required drop ceilings. E.&O.E.



MARKHAM SQUARE

2AJ

2 BEDROOM + DEN – 917 SQ.FT.



18<sup>th</sup>/19<sup>th</sup> floor  
outdoor 275 sq.ft.

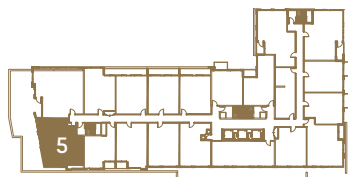
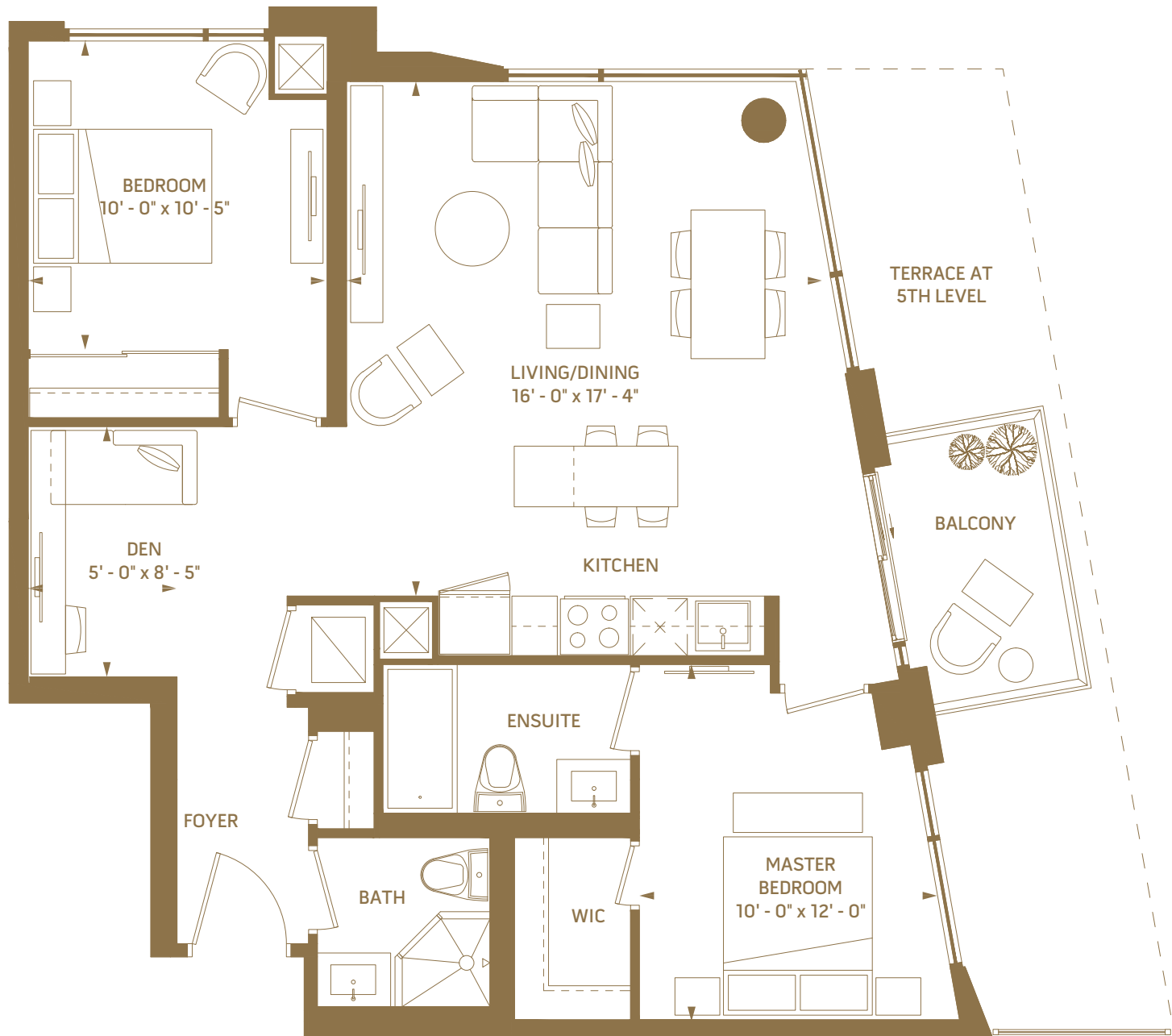
Dimensions, specifications, tile floor pattern and architectural detailing (including window size and location) are approximate and subject to modifications without notice. Orientation of suite may be reversed and purchaser agrees to accept same. Actual usable floor space may vary from the stated floor area. \*Ceiling height measured from top of floor slab to underside of slab above before finishes, and excluding bulkheads and required drop ceilings. E.&O.E.



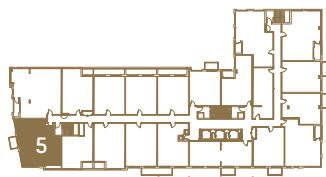
MARKHAM SQUARE

2AK


2 BEDROOM + DEN – 920 SQ.FT.



5<sup>th</sup> floor  
outdoor 207 sq.ft.



6<sup>th</sup> floor  
outdoor 44 sq.ft.



7<sup>th</sup> floor  
outdoor 44 sq.ft.

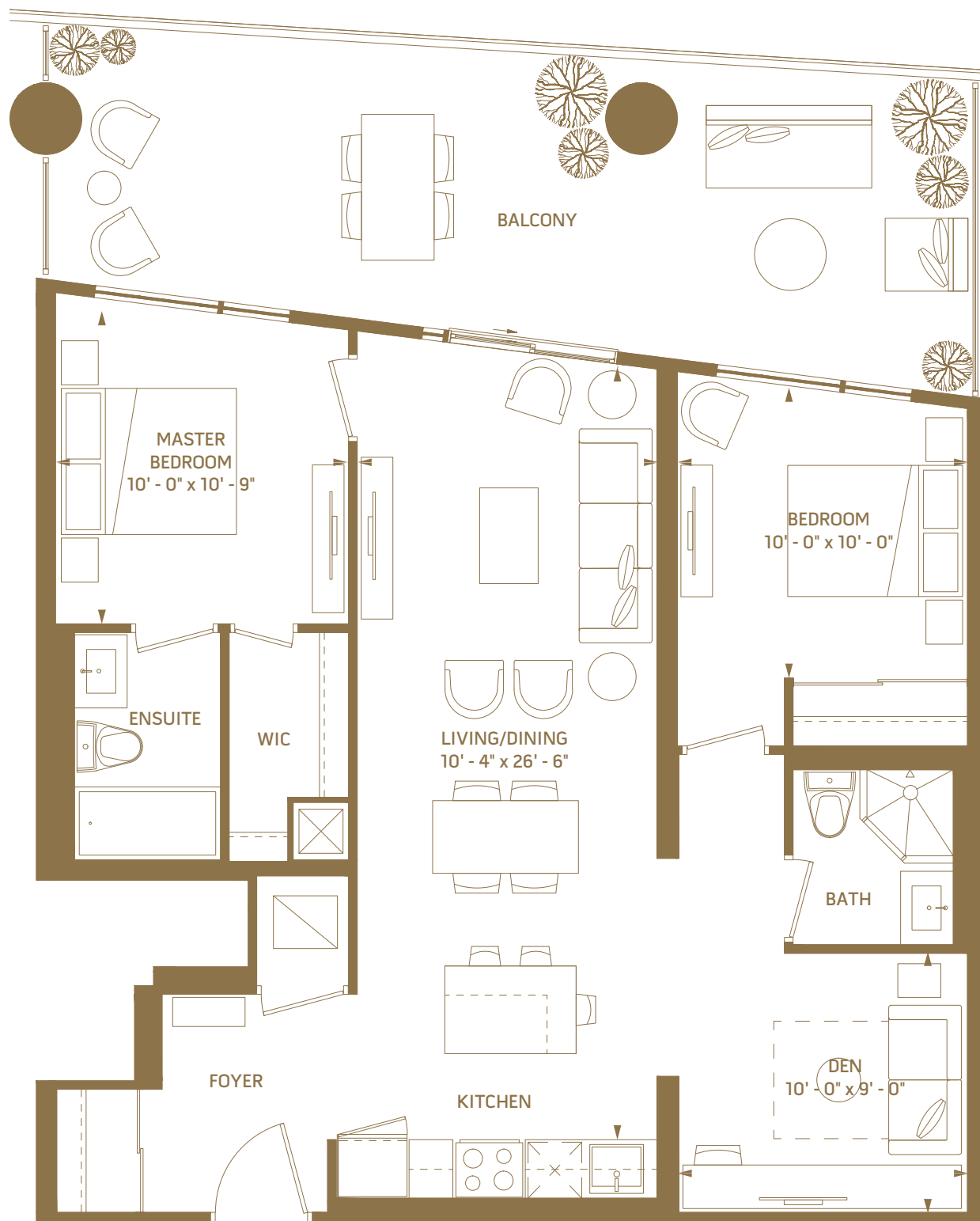
Dimensions, specifications, tile floor pattern and architectural detailing (including window size and location) are approximate and subject to modifications without notice. Orientation of suite may be reversed and purchaser agrees to accept same. Actual usable floor space may vary from the stated floor area. \*Ceiling height measured from top of floor slab to underside of slab above before finishes, and excluding bulkheads and required drop ceilings. E.&O.E.



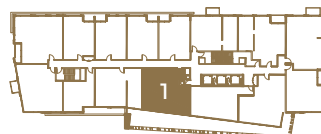
MARKHAM SQUARE

2AL

2 BEDROOM + DEN – 942 SQ.FT.



7<sup>th</sup> floor  
outdoor 359 sq.ft.



8<sup>th</sup> floor  
outdoor 359 sq.ft.

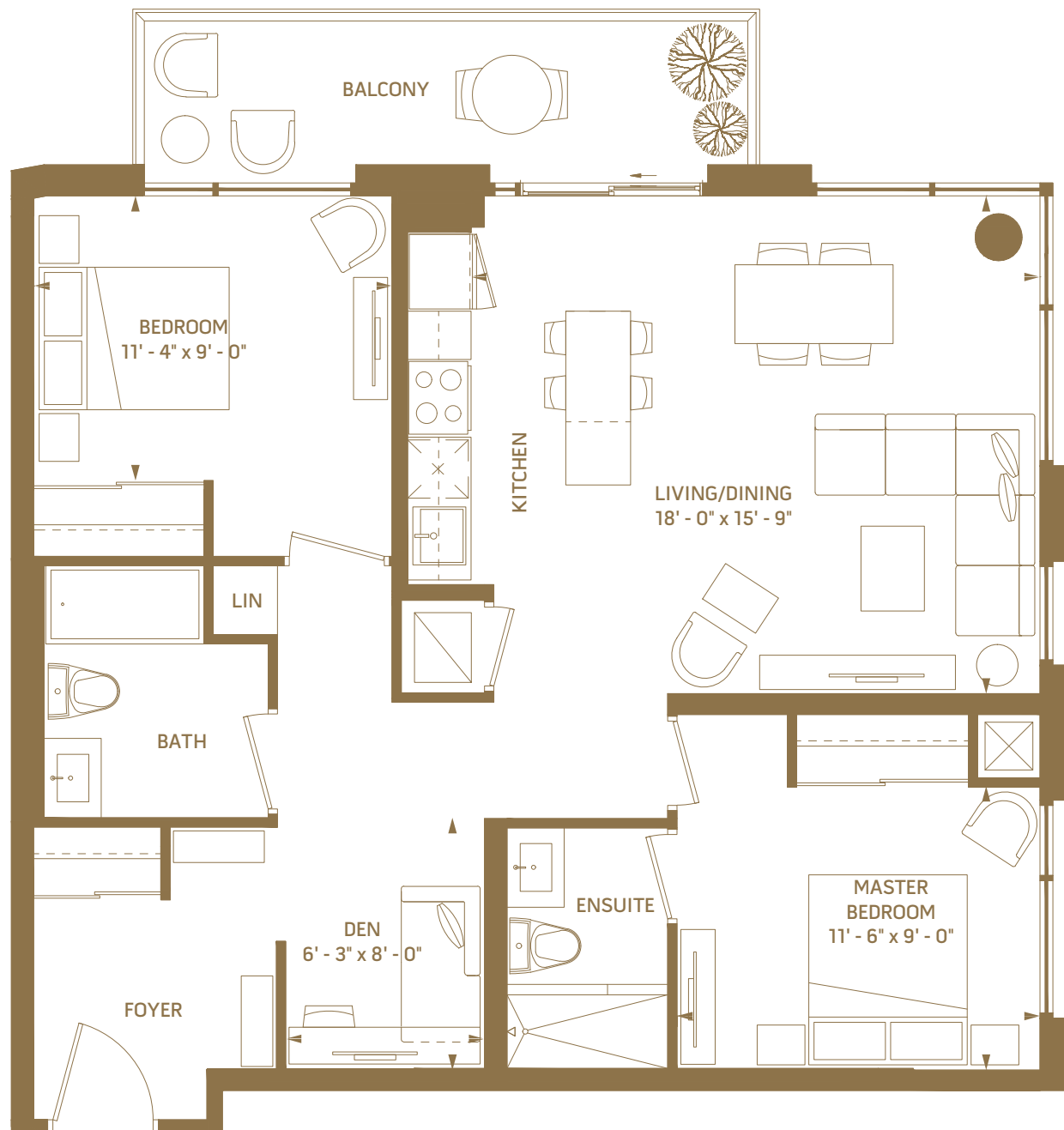
Dimensions, specifications, tile floor pattern and architectural detailing (including window size and location) are approximate and subject to modifications without notice. Orientation of suite may be reversed and purchaser agrees to accept same. Actual usable floor space may vary from the stated floor area. \*Ceiling height measured from top of floor slab to underside of slab above before finishes, and excluding bulkheads and required drop ceilings. E.&O.E.



MARKHAM SQUARE

## 2AM

2 BEDROOM + DEN – 956 SQ.FT.



3<sup>rd</sup> floor  
outdoor 105 sq.ft.

4<sup>th</sup> floor  
outdoor 105 sq.ft.

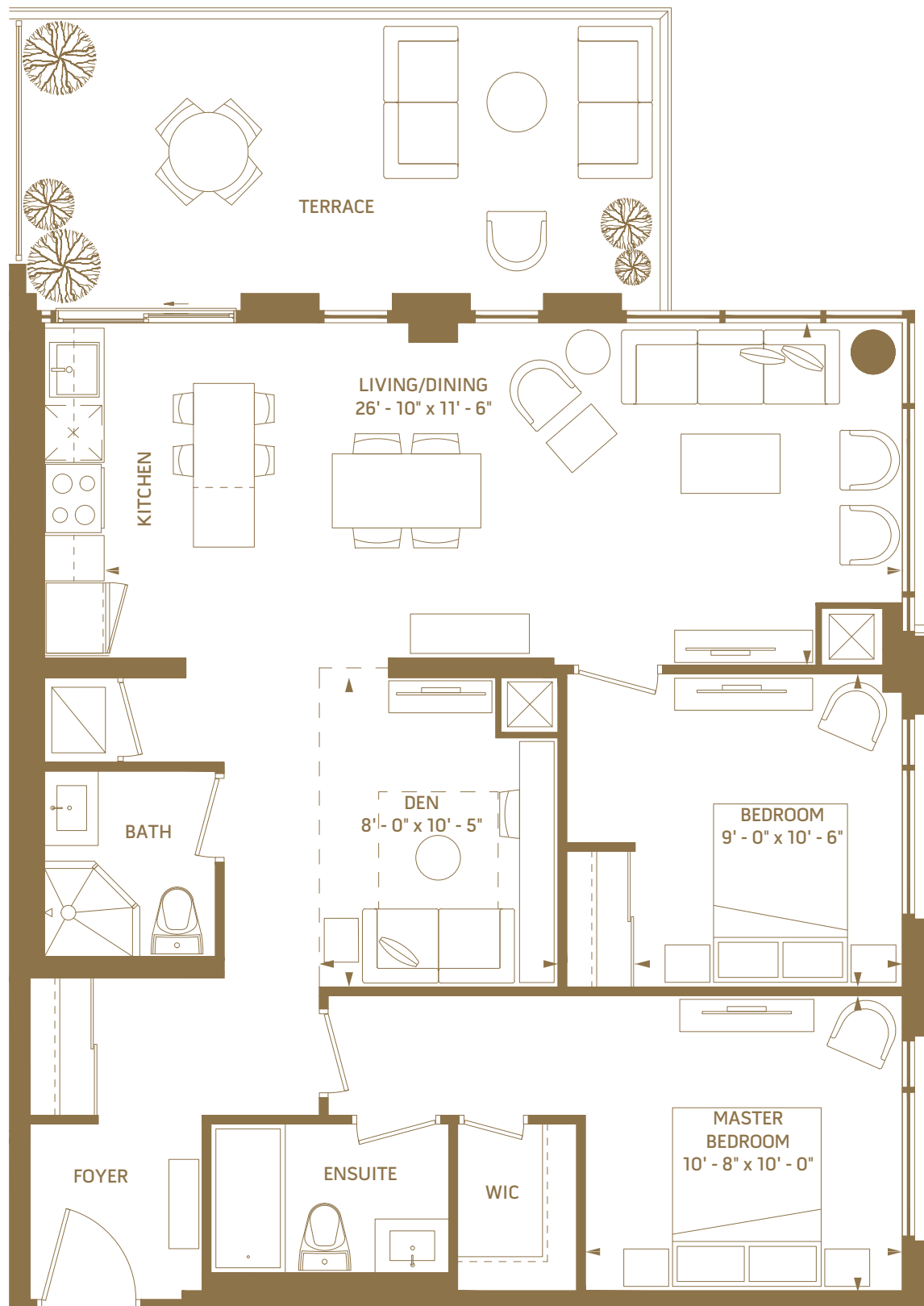
Dimensions, specifications, tile floor pattern and architectural detailing (including window size and location) are approximate and subject to modifications without notice. Orientation of suite may be reversed and purchaser agrees to accept same. Actual usable floor space may vary from the stated floor area. \*Ceiling height measured from top of floor slab to underside of slab above before finishes, and excluding bulkheads and required drop ceilings. E.&O.E.



MARKHAM SQUARE

2AN

2 BEDROOM + DEN – 1,020 SQ.FT.



10<sup>th</sup> floor  
outdoor 217 sq.ft.

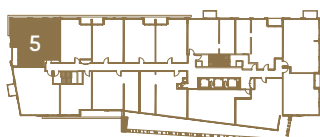
Dimensions, specifications, tile floor pattern and architectural detailing (including window size and location) are approximate and subject to modifications without notice. Orientation of suite may be reversed and purchaser agrees to accept same. Actual usable floor space may vary from the stated floor area. \*Ceiling height measured from top of floor slab to underside of slab above before finishes, and excluding bulkheads and required drop ceilings. E.&O.E.



MARKHAM SQUARE

3AA

3 BEDROOM + DEN – 987 SQ.FT.



8<sup>th</sup> floor  
outdoor 57 sq.ft.

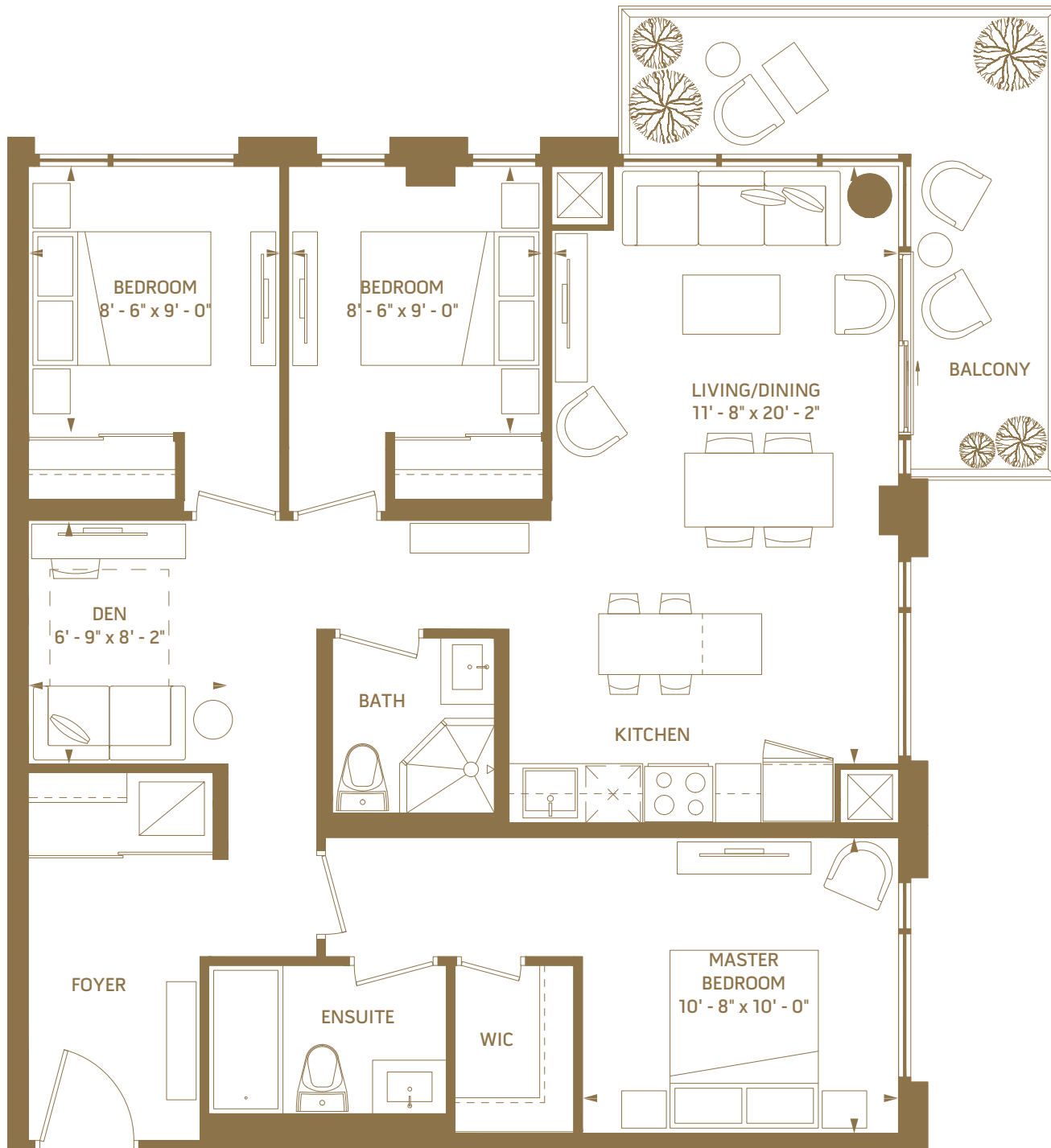
Dimensions, specifications, tile floor pattern and architectural detailing (including window size and location) are approximate and subject to modifications without notice. Orientation of suite may be reversed and purchaser agrees to accept same. Actual usable floor space may vary from the stated floor area. \*Ceiling height measured from top of floor slab to underside of slab above before finishes, and excluding bulkheads and required drop ceilings. E.&O.E.



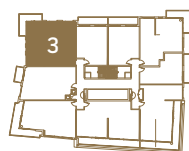
MARKHAM SQUARE

# 3AB

3 BEDROOM + DEN – 1,020 SQ.FT.



11<sup>th</sup> – 17<sup>th</sup>, 20<sup>th</sup> – 29<sup>th</sup> floor  
outdoor 116 sq.ft.



18<sup>th</sup>/19<sup>th</sup> floor  
outdoor 116 sq.ft.



Dimensions, specifications, tile floor pattern and architectural detailing (including window size and location) are approximate and subject to modifications without notice. Orientation of suite may be reversed and purchaser agrees to accept same. Actual usable floor space may vary from the stated floor area. \*Ceiling height measured from top of floor slab to underside of slab above before finishes, and excluding bulkheads and required drop ceilings. E.&O.E.

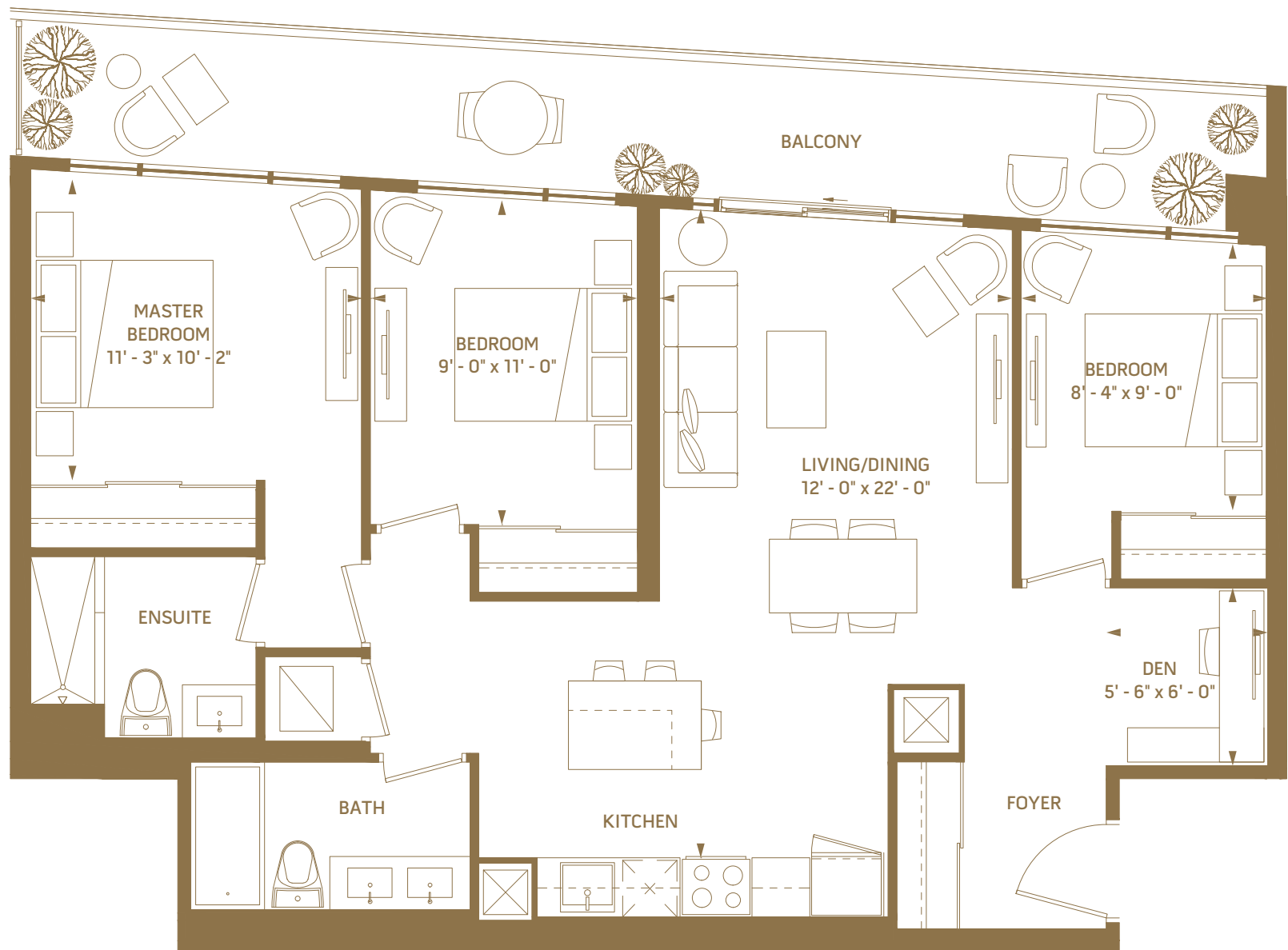




MARKHAM SQUARE

3AC

3 BEDROOM + DEN – 1,052 SQ.FT.



18<sup>th</sup>/19<sup>th</sup> floor  
outdoor 205 sq.ft.

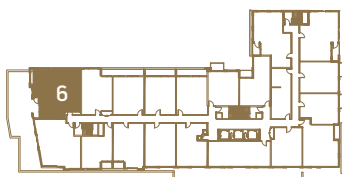
Dimensions, specifications, tile floor pattern and architectural detailing (including window size and location) are approximate and subject to modifications without notice. Orientation of suite may be reversed and purchaser agrees to accept same. Actual usable floor space may vary from the stated floor area. \*Ceiling height measured from top of floor slab to underside of slab above before finishes, and excluding bulkheads and required drop ceilings. E.&O.E.



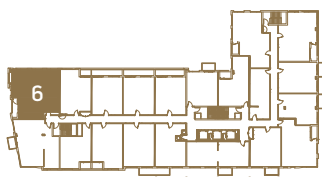
MARKHAM SQUARE

3AD

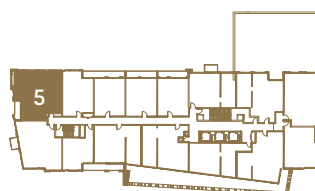
3 BEDROOM + DEN – 1,062 SQ.FT.



5<sup>th</sup> floor  
outdoor 212 sq.ft.



6<sup>th</sup> floor  
outdoor 57 sq.ft.



7<sup>th</sup> floor  
outdoor 57 sq.ft.

Dimensions, specifications, tile floor pattern and architectural detailing (including window size and location) are approximate and subject to modifications without notice. Orientation of suite may be reversed and purchaser agrees to accept same. Actual usable floor space may vary from the stated floor area. \*Ceiling height measured from top of floor slab to underside of slab above before finishes, and excluding bulkheads and required drop ceilings. E.&O.E.

